

EAST VIEW FARM DAYLILY CATALOG

We feature over 500 daylily varieties, with thousands of individual plants.

Our collection includes a variety of classics as well as many new introductions.

Serving home gardeners and landscapers, we provide an extensive selection of daylilies to meet every need.

STOP BY FOR A VISIT

Gardens are OPEN DAILY BY APPOINTMENT

June - September

Check our Facebook page for weekend surprises!!!

If placing an order for pick-up or shipping, please contact Nancy for availability

Located at 2001 Perkins Street, Bristol, CT 06010





860-307-0487





crazylilylady@gmail.com





website: www.eastviewfarmdaylilies.com






Blooming Season Abbreviations - E - Early, M-Mid, L-Late, RE-Rebloom







Flower Description will have if Fragrant and/or Double Bloom





| | | Bed | Flower | | Blooming Season | Plant Height | | Bloom Size | | Branch Bud Count | Flower Description | Price |
|--|--|-------|---|--|-----------------|--------------|--|------------|--|------------------|---|----------|
| | | Bed 3 |  | | MLA | 46 | | 5 | | 4-way 16-20 | Red with intense green throat | 1 f \$20 |
| | | Bed L |  | | E RE | 35 | | 10 | | 3-way, 15 | Purple w/ yellow throat white sharks teeth on all edges. | 2 f \$10 |
| | | Bed 0 |  | | EM | 32 | | 7 | | 5-way 26-30 | Multiple silver chevrons on a lavender-purple bloom | 1 f \$25 |
| | | Bed 3 |  | | MLA | 38 | | 7 | | 6-way 31-35 | Muted rose red to vermillion red self, large green throat | 2 f \$35 |






| | Bed | Flower | Blooming Season | Plant Height | Bloom Size | Branch Bud Count | Flower Description | Price |
|-------------------|-------|---|-----------------|--------------|------------|------------------|--|----------|
| After The Riot | Bed 2 |  | EM RE | 24 | 4 | 3-way 10-15 | gold, diamond dusted with serrated gold edge | 2 f \$20 |
| Ainsley's Morning | Bed 4 | require's picture 2024 | | | | | | 2 f \$15 |
| Alien Artifact | Bed 4 |  | EM | 38 | 5.5 | 3-way, 16-20 | dark pink lavender with etched gray lavender eye, gray lavender plus ivory plus yellow edge, yellow to green throat. | 2 f \$20 |
| Alien Butterfly | Bed 2 |  | MRE | 36 | 5.5 | 4-way 21-25 | Lavender pink with multicolored purple maroon eye-zone very green throat | 1 f \$25 |
| Allege | Bed 0 |  | EM RE | 32 | 6 | 3-way 10-15 | Lavender purple, small double edges of blue and gold, blue eye | 2 f \$20 |





| | Bed | Flower | Blooming Season | Plant Height | Bloom Size | Branch Bud Count | Flower Description | Price |
|----------------------|-------|---|-----------------|--------------|------------|------------------|--|----------|
| All Branched Out | Bed K |  | E RE | 34 | 5.5 | 5-way, 30 | Double 90%, Red with prominent veining and cream edge above yellow green throat. | 2 f \$10 |
| All My Kittens | Bed L |  | EM | 45 | 6.5 | 3-way 10-15 | UFO Pink with Lighter Watermark, Orange Throat | 2 f \$10 |
| All Over The Place | Bed 4 |  | M RE | 30 | 5.5 | 3-way 16-20 | Peachy Pink double with gold edge | 2 f \$25 |
| All The Glory to God | Bed 2 |  | L RE | 34 | 5.75 | 4-way 16-20 | Fragrant Purple with blush eye and ruffled edge | 1 f \$25 |






| | Bed | Flower | Blooming Season | Plant Height | Bloom Size | Branch Bud Count | Flower Description | Price |
|---------------------------|-------|---|-----------------|--------------|------------|------------------|--|----------|
| All The Intangibles | Bed 0 |  | EMR | 25 | 5.75 | 3-way 26-30 | Rose pink petals w/light pink narrow gold edge | 2 f \$20 |
| All Things To Do With Men | Bed 4 |  | M RE | 28 | 5.5 | 5-way, 31-35 | dark pink lavender with etched gray lavender eye, gray lavender plus ivory plus yellow edge, yellow to green throat | 2 f \$40 |
| Along Came Amanda | Bed H |  | EM-RE | 25 | 4 | 3-way 25 | Lavender with Purple Eye above a Large Green Throat which extends on the petals | 2 f \$20 |
| Amethyst Circles | Bed 0 |  | EM RE | 34 | 7 | 6-way 31-35 | Purple w/black purple, circular band around silver sky watermark, green throat - triple edge of white, lavender and black purple | 2 f \$20 |
| Amethyst Sky | Bed 4 |  | E-M | 24 | 3.5 | 4-way, 18 | lavender-rose with a glowing amethyst-blue eye etched purple and a purple picotee over a gold to green throat. | 2 f \$25 |






| | Bed | Flower | Blooming Season | Plant Height | Bloom Size | Branch Bud Count | Flower Description | Price |
|--|----------|---|-----------------|--------------|------------|------------------|--|----------|
| Aunt Millie's Pineapple Squares - EVF | Bed C |  | | | | | | 3 f \$10 |
| Aunt Patsy | Bed 7 |  | EE RE | 32 | 7.5 | | Pure bright red, darker veining, hot orange red watermark, green throat, and ruffled petals edged in orange and bright yellow gold | 1 f \$25 |
| Aztec King | by mower |  | M | 32 | 6 | | Fiery Orange Red w/ yellow orange edging and yellow orange throat | 1 f \$20 |
| Baby Noah - EVF | Bed N |  | | | | |  | 2 f \$15 |
| Baby's Got Blue Eyes | Bed 4 |  | M RE | 32 | 5 | | Cream white double with a patterned blue, purple, maroon eyezone | 1 f \$30 |





| | Bed | Flower | Blooming Season | Plant Height | Bloom Size | Branch Bud Count | Flower Description | Price |
|--------------------|---------------|---|-----------------|--------------|------------|------------------|--|----------|
| Backseat Debutante | Bed 4 |  | E M RE | 39 | 9 | 4-way, 19 | UFO Crispate Apricot Peach Blend with Lighter Watermarked Eye and Wide Yellow to Green Throat | 2 f \$20 |
| Banana Melon EVF | Bed 11 |  | | | | | | 2 f \$15 |
| Barbara Nickel | Red Barn 1 |  | M-L | 37 | 6 | 4-way, 16 | Lavender bitone with a chartreuse throat blends into a lighter blue lavender watermark, darker watermark near the throat/outer edge can be patterned after cooler nights | 2 f \$15 |
| Barbara Watts | Bed 8 |  | EM RE | 28 | 6 | 3-way, 20 | Double 100%, Peach cantelopo cream blend with pastel yellow gold edge above yellow to green throat. | 2 f \$15 |







| | Bed | Flower | Blooming Season | Plant Height | Bloom Size | Branch Bud Count | Flower Description | Price |
|-------------------|------------|---|-----------------|--------------|------------|------------------|--|----------|
| Bass Gibson | Patio Area |  | EM | 32 | 5.5 | 4-way 21-25 | Yellow orange with yellow tooth edge above green throat | 2 f \$25 |
| Be My Sugarplum | Bed 4 |  | EM | 33 | 6 | 3-4 way, 16 | Fragrant The lovely rose-purple blooms of BE MY SUGARPLUM have a purple eye and matching ruffled edge surrounded by a white-gold filigree with occasional teeth and tendrils over a gold to green throat. | 2 f \$20 |
| Bee's Bettie Sue | Bed 1 |  | M | 24 | 5.5 | | Pink w/ light lavender halo and yellow to green throat | 1 f \$25 |
| Big Boy Butterfly | Bed 1 |  | EM RE | 36 | 7.5 | 7-way 41-45 | Autum colors with large patteredened purple eye | 1 f \$25 |
| Big Dog | Bed 2 |  | MLA | 40 | 7 | 4-way 16-20 | Dark magenta with large dark orchid watermark | 2 f \$20 |





| | | Bed | Flower | | Blooming Season | Plant Height | Bloom Size | Branch Bud Count | Flower Description | Price |
|--|--|-----------------|---|--|-----------------|--------------|------------|-------------------|---|----------|
| | | Bed 9 Bed 10 |  | | M-RE | 28 | 5.5 | | These big, fluffy double blooms are a gorgeous blend of creamy light pink with a darker pink center | 2 f \$15 |
| | | Bed 4 |  | | EM-RE | 34 | 5.25 | 5-way, 30 buds | Double 100%, Deep magenta wine with black wine eye and edge above orange throat. | 2 f \$20 |
| | | Patio Area |  | | M-RE | 35 | 6 | 4-way 21-25 | Firey Orange and Gold ruffled petal edges | 2 f \$25 |
| | | Bed 4 |  | | M | 40 | 6 | 3-4-way, 18 | FRAGRANT Ruffled cream yellow blend with yellow gold edge over small green throat. | 2 f \$25 |






| | Bed | Flower | Blooming Season | Plant Height | Bloom Size | Branch Bud Count | Flower Description | Price |
|----------------------|-------|---|-----------------|--------------|------------|------------------|---|----------|
| Blossoming Romance | Bed 4 |  | M | 38 | 6.5 | 3-4-way, 18 | FRAGRANT magenta with lighter watermark and white picotee edge over yellow to green throat | 2 f \$25 |
| Blue Marble | Bed 0 |  | EM RE | 29 | 5.5 | 6-way 36-40 | Rose pink with multicolored patterned eye of blue purple, charcoal and violet | 2 f \$35 |
| Blueberry Haze - EVF | Bed 0 |  | | | | | | 2 f \$15 |
| Bluegrass Memories | Bed 0 |  | EM RE | 24 | 5.5 | 4-way 16-20 | Purple with slate blue eye above green throat | 2 f \$25 |
| Bluegrass Music | Bed H |  | EM-RE | 28 | 4 | 4-way 26 | Cream-colored beauty with lavender eye and edge above a green throat | 2 f \$15 |





| | Bed | Flower | Blooming Season | Plant Height | Bloom Size | Branch Bud Count | Flower Description | Price |
|------------------|------------|---|-----------------|--------------|------------|------------------|---|-----------|
| Boomerang Effect | Bed K |  | EM-RE | 34 | 6 | 6-way, 40 | Root beer pink base w/large patterned eye-multicolors of purple, raspberry, charcoal above a green throat, sepals have patterning w/blue shadowy watermark, edged in raspberry. | 2 f \$20 |
| Boundary Born | Bed L |  | L-RE | 28 | 7 | | Pale ivory with a hint of lilac overlay and a large patterned eye of lilac, lavender and cream with a large, ruffled lavender petal edge. | 2 df \$25 |
| Boundless Beauty | Patio Area |  | M-RE | 28 | 7.5 | 5-way 31-35 | Pastel white blend with gold edge above green throat | 2f \$25 |
| Bragging Rights | Bed 1 |  | E RE | 40 | 6.75 | 8-way 41-45 | Dark purple with a faint bluish eye, lemon lime center | 2 f \$30 |
| Bucklebury Ferry | Patio Area |  | EM | 36 | 6 | 3-way 19 | golden yellow flower with a maroon eye moving through a lighter zone to a green throat | 2 f \$30 |






| | Bed | Flower | Blooming Season | Plant Height | Bloom Size | Branch Bud Count | Flower Description | Price |
|-----------------|------------|---|-----------------|--------------|------------|------------------|--|----------|
| Buddy's Kirsten | Bed H |  | EM-RE | 28 | 6.5 | 4-way 22 | Cream white with light green edge, green throat | 1 f \$25 |
| Burnt Hickory | Patio Area |  | EM-RE | 32 | 6.25 | 5-way 25 | FRAGRANT orange with a blaze of burnt orange across the petals and sepals, green eye that becomes yellow, along with a ruffled edge | 2 f \$20 |
| Butterfly Pink | Bed 1 |  | | | | | | 3f \$15 |
| Calico Print | Bed 9 |  | M | 30 | 5.5 | | Double Deep burgundy w/cream base and cream sanding on edge and eye | 3 f \$15 |





| | Bed | Flower | Blooming Season | Plant Height | Bloom Size | Branch Bud Count | Flower Description | Price |
|---------------------------|-------------------|---|-----------------|--------------|------------|------------------|--|----------|
| Cannon Ball - EVF | Bed 10 near bench |  | | | | | | 3 f \$15 |
| Cantaloupe Special - EVF | Bed O |  | | | | |  | 2 f \$15 |
| Cantaloupe Surprize - EVF | Bed 11 |  | | | | | | 2 f \$15 |
| Carol Todd | Bed 4 |  | EM RE | 30 | 7 | | Pastel lavender blend with a pale purple eye and edge, surrounded by a gold edge. | 2 f \$20 |
| Carolina Cry Baby | Bed 4 |  | M | 30 | 5 | 4-way, 20 | Smoky lilac purple with lighter watermark and lavender-blue picotee outlined with gold filigree over yellow to green throat. | 2 f \$25 |






| | Bed | Flower | Blooming Season | Plant Height | Bloom Size | Branch Bud Count | Flower Description | Price |
|------------------------|-------|---|-----------------|--------------|------------|------------------|--|----------|
| Carolina Cinnamon | Bed 9 |  | M | 35 | 7 | 4-way, 21-25 | Cinnamon Orange Red with gold throat and a slight white edge | 2 f \$20 |
| Carolina Sugar Daddy | Bed 4 |  | M | 33 | 7 | 4-way, 20+ | FRAGRANT CAROLINA SUGAR DADDY is an ivory self with a sparkling, lightly ruffled, gold-fringed edge and a yellow to green throat. | 2 f \$20 |
| Carolines Smile | Bed 2 |  | M RE | 30 | 6 | 4-way 16-20 | Lavender base color, very large yellow to white watermark green throat | 2 f \$30 |
| Caribbean Sunset - EVF | Bed F |  | | 33 | 5 | | Orange halo - Burgundy ruffle/orange edges | 3 f \$15 |





| | Bed | Flower | Blooming Season | Plant Height | Bloom Size | Branch Bud Count | Flower Description | Price |
|----------------------|------------|---|-----------------|--------------|------------|------------------|--|----------|
| Carrot Rouge Truffle | Red Barn 2 |  | M | 28 | 5 | | Melon with carrot orange overlays above a copper gold base | 2 f \$15 |
| Casey Jones | Bed 10 |  | M | 25 | 6 | 3-way, 15 | Fragrant, Double 95%, Golden yellow self above green throat | 3 f \$10 |
| Cat On Hot Tin Roof | Bed H |  | EE-RE | 28 | 6.5 | 3-way 16-20 | DOUBLE Silky red sizzler vibrant red petal color w/darker veining and lighter beveled midribs | 1 f \$30 |
| Carter McGee | Bed 1 |  | M RE | 25 | 5.75 | 3-way 10-15 | Bright red with a lighter watermark ruffled edge and small yellow to green throat | 1 f \$25 |
| Celestial Virgins | Red Barn 2 |  | M-LA | 36 | 5 | | Strawberry pale pink blend above chartreuse throat | 2 f \$15 |






| | Bed | Flower | Blooming Season | Plant Height | Bloom Size | Branch Bud Count | Flower Description | Price |
|----------------------|-------|---|-----------------|--------------|------------|------------------|--|-------------|
| Charles Johnston | Bed 9 |  | E-RE | 24 | 6 | | FRAGRANT bright cherry-red blooms | 2 f \$15 |
| Charlotte Desire | Bed 1 |  | EM RE | 37 | 6.25 | 7-way 36-40 | Warm cream base with multi chevron eye in dark purple with purple bands, edged in purple | 2 f \$30 |
| Chan Dom Vongthirath | Bed 2 |  | M-RE | 24 | 5 | 3-way 15 | sculpted ruby red with carved, triangular yellow throat & thickly ruffled edge | 1 f \$25 |
| Cherry Brandy | Bed 2 |  | M | 36 | 6 | 4-way 22 | Cherry red with ruffled yellow eye and lighter band | 2 fans \$25 |





| | Bed | Flower | Blooming Season | Plant Height | Bloom Size | Branch Bud Count | Flower Description | Price |
|------------------------------|------------|---|-----------------|--------------|------------|------------------|--|----------------|
| Chippens Hill Beauty - EVF | Bed D |  | | 32 | 6 | | Green center - Dark purple/Pink ruffle/white edge | 3 f \$15 |
| Christmans Night Starr - EVF | Red Barn 1 |  | | 43 | 8.5 | | UFO Curly Q - Green throat- Cream | 2 f \$20 |
| Chromocolor | Bed 0 |  | EM RE | 34 | 5 | 3-way 16-20 | Butterscotch to burnt orange with multiple eyes of purple, lavender and charcoal | 2 fans \$30 |
| Ciel Dior | Bed 2 |  | | 27 | 5 | | golden orange flowers with a darker halos and green throats. | 3 f \$10 |
| Cinnamon Faces | Bed 8 |  <small>The Daylily Society Cultivar Database www.daylilies.org</small> | EM-RE | 32 | 7 | 3-way, 12 | Double 50% Unusual Form Crispate-Cascade, Golden cinnamon with burgundy band, diamond dusted. | 2 f \$20 |






| | Bed | Flower | Blooming Season | Plant Height | Bloom Size | Branch Bud Count | Flower Description | Price |
|---------------------|------------|---|-----------------|--------------|------------|------------------|---|----------|
| Circle's and Beyond | Bed 3 |  | L | 34 | 6.5 | | Red purple bitone with banded eyezone ringed with pattern of white stripes or dots over yellow green throat | 1 f \$20 |
| Circus Truffle | Bed 4 |  | E - RE | 28 | 6 | 3-4-way, 24 | FRAGRANT - DOUBLE Orange-gold double with red eyezone, yellow-green throat and red-flecked edges. The petaloid formed blooms open early and consistently. Texture is smooth and dusted gold. | 2 f \$15 |
| Clark Cable | Red Barn 2 |  | EM-RE | 28 | 6.5 | | Double intense persimmon orange self | 2 f \$25 |
| Clearly A Thrill | Bed J |  | EM-RE | 31 | 6.5 | 3-way, 20 | Double Dusty orange with rose eye above green throat. | 2 f \$15 |





| | Bed | Flower | Blooming Season | Plant Height | Bloom Size | Branch Bud Count | Flower Description | Price |
|------------------|--------|---|-----------------|--------------|------------|------------------|---|----------|
| Coming Alive | Bed 4 |  | EM | 30 | 5.75 | 16-20 | Dark true red self, with yellow throat | 2 f \$15 |
| Competitive Edge | Bed H |  | M-RE | 21 | 5 | | ivory pink with lavender and gold edge above yellow throat | 2 f \$20 |
| Console | Bed 1 |  | EM RE | 34 | 6 | 3-way 10-15 | Gold small double edge of purple and gold, patterned eye | 2 f \$15 |
| Cool Composure | Bed J |  | EE-RE | 32 | 8 | 5-way 35 | Raspberry purple with a darker purple eyezone and a very large green throat | 2 f \$20 |
| Coral Bouquet | Bed 11 |  | E | 25 | 5 | 3-way, 18 | FRAGRANT, DOUBLE blend of coral, pink and orange with a red eye | 2 f \$15 |





| | | Bed | Flower | | Blooming Season | Plant Height | | Bloom Size | | Branch Bud Count | Flower Description | Price |
|--|--|-------|---|--|-----------------|--------------|--|------------|--|------------------|--|----------|
| | | Bed 1 |  | | M RE | 29 | | 4 | | 4-way 26-30 | Pale ivory cream with a consistently patterned medium purple eye | 2 f \$20 |
| | | Bed E |  | | | 44 | | 10 | | | UFO style bloom - Yellow/tangerine throat - Peachy Rose with cream stripe | 2 f \$15 |
| | | Bed 3 |  | | M RE | 28 | | 5 | | 4-way 21-25 | Red self with a white toothed edge | 2 f \$30 |
| | | Bed 2 |  | | M-RE | 18 | | 2.75 | | | pale lavender with slate blue pencil edge magenta eyezone and green throat | 2 f \$20 |






| | Bed | Flower | Blooming Season | Plant Height | Bloom Size | Branch Bud Count | Flower Description | Price |
|-------------------|----------------|---|-----------------|--------------|------------|------------------|--|----------|
| Dan's Tall Boy | Bed L |  | E-RE | 41 | 6.5 | | Medium red with slight pink watermark, intense green throat, gold wire edge | 2 f \$15 |
| Dark Venetian | Bed 0 |  | EM RE | 28 | 6 | | Cream with a dark rose plum eye and edge | 2 f \$35 |
| Date with Destiny | Bed 4 Bed 9 |  | M-RE | 30 | 6 | 5-way, 25 | Double 100% Purple with darker purple eye and edge above yellow green throat | 2 f \$25 |
| Dating A Royal | Bed H |  | M-RE | 26 | 5 | 4-way 21-25 | recurved mauve pink with large wine colored eye and lime green throat | 2 f \$20 |
| Death Star | Bed 1 |  | M | 26 | 6 | 2-way 10-15 | Dark purple flower with cream colored applique | 2 f \$30 |





| | Bed | Flower | Blooming Season | Plant Height | Bloom Size | Branch Bud Count | Flower Description | Price |
|------------------|-------|---|-----------------|--------------|------------|------------------|---|----------|
| Debutante Double | Bed 9 |  | E-RE | 32 | 6 | | DOUBLE Pastel Butter Cream Self. | 2 f \$20 |
| Deep Impact | Bed H |  | E-RE | 28 | 5.5 | | FRAGRANT Bright yellow w/dark maroon eye and a very large bright yellow applique throat | 1 f \$30 |
| Defining Moment | Bed 4 |  | M-RE | 36 | 6.5 | 4-way, 15 | Blood red with soft cranberry pink watermark and gold filigree edge above yellow to green throat. | 2 f \$25 |
| Defying Serenity | Bed I |  | E-RE | 30 | 6 | 3-way 20 | FRAGRANT - DOUBLE Apple red with heavily ruffled edges tipped in cream. | 2 f \$15 |






| | Bed | Flower | Blooming Season | Plant Height | Bloom Size | Branch Bud Count | Flower Description | Price |
|-------------------|----------------|---|-----------------|--------------|------------|------------------|--|----------|
| Disciple of David | Bed 7 |  | EE-RE | 24 | 5 | | DOUBLE Amber double with complex eye of cerise and lavender blue | 1 f \$25 |
| Dorothy & Toto | Bed 9 |  | M-RE | 30 | 6 | 5-way, 22 | DOUBLE Rose Peach Cream Blend above Green Throat. | 2 f \$15 |
| Double Bold One | Bed 6 Bed 8 |  | EM | 36 | 7 | | DOUBLE GOLD WITH A RED EYEZONE AND CHERRY-RED THROAT | 2 f \$15 |
| Double Bourbon | Bed 7 |  | EM-RE | 28 | 4.5 | | DOUBLE Blooms rich blend of amber | 2 f \$15 |
| Double Hot Lover | Red Barn 2 |  | MLA-RE | 34 | 7 | | Orange-red with a green throat and a yellow gold ruffled edge | 2 f \$15 |




| | Bed | Flower | Blooming Season | Plant Height | Bloom Size | Branch Bud Count | Flower Description | Price |
|-------------------------|-------|---|-----------------|--------------|------------|------------------|--|----------|
| Double Joanna | Bed 9 |  | M-RE | 30 | 6 | | FRAGRANT - DOUBLE Medium Violet with Dark Violet Eye | 2 f \$15 |
| Double Pom Pom | Bed 3 |  | M | 34 | 6 | | DOUBLE Bold salmon trumpet-shaped flowers. | 3 f \$10 |
| Double Rays of Sunshine | Bed L |  | MLA-RE | 36 | 7.5 | 3-way, 18 | FRAGRANT - DOUBLE Unusual Form Crispate, Yellow throughout with a slight white midrib. | 2 f \$15 |
| Dove's Delight | Bed 4 |  | M | 30 | 6 | 22 | tall pale lavender-cream with a glowing grape eye and wide edge of grape and bright yellow gold. Green throat | 2 f \$20 |





| | Bed | Flower | Blooming Season | Plant Height | Bloom Size | Branch Bud Count | Flower Description | Price |
|----------------------|------------|---|-----------------|--------------|------------|------------------|---|----------|
| Dr. Celia Stump | Bed K |  | M-RE | 34 | 5.75 | | Toothy light yellow with a peach pink overlay | 2 f \$25 |
| Dr. Feelgood | Bed 9 |  | M | 35 | 35 | 4-way, 18 | Magenta rose with slate-lavender halo and yellow-green throat with ruffled double edge of lavender and gold. Fertile both ways. A large bloom with very pretty coloration | 2 f \$25 |
| Dragon Candy | Bed L |  | M | 36 | 5.5 | 4-way, 20 | Cantaloupe with raspberry red eye and matching edge over small orange to yellow green throat with twinkle midribs. | 2 f \$20 |
| Dragon Fly Tattoo | Patio Area |  | E-RE | 29 | 8 | | FRAGRANT misty orchid pink with ink imprinted eye of yellow green out to sepals, black anthers, lavender pistols | 2 f \$15 |
| Dragon Special - EVF | Red Barn 1 | need picture 8/4/23 | | | | | | 2 f \$15 |







| | Bed | Flower | Blooming Season | Plant Height | Bloom Size | Branch Bud Count | Flower Description | Price |
|-------------|----------------|---|-----------------|--------------|------------|------------------|--|-------------------------|
| EB-Apricot | Bed 2 Bed 3 |  | | | | | | special 10 f \$10 |
| EC | Bed 6 |  | | | | | | 3 f \$10 |
| ED | Bed 4 |  | | | | | | 2 f \$15 |
| Ed Murray | Bed 8 |  | M | 30 | 4 | | lack red self with green thBroat | 5 f \$10 |
| Edie Dodson | Bed 4 |  | EM-RE | 28 | 6 | 3-4 way, 20 | FRAGRANT This strawberry-pink beauty has a dark pink eye and heavily ruffled edge of dark pink and bright gold over yellow to green throat. Vigorous and fertile both ways | 2 f \$20 |







| | | Bed | Flower | Blooming Season | Plant Height | Bloom Size | Branch Bud Count | Flower Description | Price |
|----|--|-------|---|-----------------|--------------|------------|------------------|--------------------|----------|
| EF | | Bed 8 |  | | | | | | 3 f \$10 |
| EG | | Bed 6 |  | | | | | | 3 f \$10 |
| EH | | Bed 8 |  | | | | | | 2 f \$15 |
| EI | | Bed 8 |  | | | | | | 3 f \$10 |








| | Bed | Flower | Blooming Season | Plant Height | Bloom Size | Branch Bud Count | Flower Description | Price |
|-------------------|-------|---|-----------------|--------------|------------|------------------|---|----------|
| Eleanor Rosevelt | Bed 4 |  | E | 28 | 6 | | Heavily Ruffled Intense Gold Beauty Heavily Ruffled, Recurved. | 3 f \$10 |
| Emerald Stardust | Bed I |  | M | 30 | 5 | | Raspberry with huge green throat | 2 f \$20 |
| Emerald Tarantula | Bed 1 |  | EM RE | 36 | 11.5 | 5-way 31-35 | UFO Large red with wax like ubstance above large green throat | 1 f \$30 |
| Eminence Front | Bed 4 |  | M RE | 30 | 5 | 3-way, 18 | FRAGRANT - DOUBLE Peachy orange with red eye and edge above green throat. | 2 f \$25 |
| EN | Bed 5 |  | | | | | | 2 f \$15 |







| | Bed | Flower | Blooming Season | Plant Height | Bloom Size | Branch Bud Count | Flower Description | Price |
|----------|-------|---|-----------------|--------------|------------|------------------|---|-----------------------------------|
| EV | Bed 3 |  | | | | | mixed row | 3 f \$10 |
| EVF - 50 | Bed C |  | | | | | | 3 f \$10 |
| EVF - 51 | Bed D | require's picture 2024 | | | | | | TBD |
| EVF - 52 | Bed D | require's picture 2024 | | | | |  | R i g h t 2 f \$15 |
| EVF-54 | Bed D | require's picture 2024 | | | | | | TBD |





| | | Bed | Flower | Blooming Season | Plant Height | Bloom Size | Branch Bud Count | Flower Description | Price |
|----------|--|-------|---|-----------------|--------------|------------|------------------|--------------------|----------|
| | | | | | | | | | |
| EVF - 55 | | Bed C |  | | | | | | 3 f \$10 |
| | | | | | | | | | |
| EVF - 56 | | Bed B |  | | | | | | 3 f \$10 |
| | | | | | | | | | |
| EVF - 58 | | Bed D |  | | | | | | 3 f \$15 |
| | | | | | | | | | |
| EVF - 59 | | Bed C |  | | | | | | 3 f \$15 |






| | Bed | Flower | Blooming Season | Plant Height | Bloom Size | Branch Bud Count | Flower Description | Price |
|----------|-------|---|-----------------|--------------|------------|------------------|---|----------|
| EVF - 60 | Bed C |  | | | | | | 3 f \$10 |
| EVF - 61 | Bed B |  | | | | | | 3 f \$15 |
| EVF - 62 | Bed C |  | | | | |  | 2 f \$15 |
| EVF - 63 | Bed D |  | | | | | | 3 f \$10 |
| EVF - 64 | Bed C |  | | | | | | 2 f \$15 |





| | | Bed | Flower | | Blooming Season | Plant Height | Bloom Size | Branch Bud Count | Flower Description | Price |
|---------------------------|--|-------------------|---|--|-----------------|--------------|------------|------------------|---|----------|
| EVF - 65 | | Bed C |  | | | | | | | 3 f \$10 |
| EVF - 66 Strawberry Fluff | | Bed C |  | | | | | | | 3 f \$15 |
| EVF - 67 | | Bed D LS RS |  | | | | | |  | NFS |
| EVF - 68 | | Bed C Bed D |  | | | | | |  | 2 f \$15 |






| | Bed | Flower | Blooming Season | Plant Height | Bloom Size | Branch Bud Count | Flower Description | Price |
|---|-------|---|-----------------|--------------|------------|------------------|---|----------|
| EVF - 70 EVF - 70a Strawberry Fluff and?? | Bed C |  | | | | |  | TBD |
| EVF - 71 | Bed A |  | | | | | | 3 f \$15 |
| EVF - 72 | Bed B |  | | | | | | 3 f \$10 |
| EVF - 73 can look either way | Bed B |  | | | | |  | 2 f \$15 |
| EVF - 75 | Bed C |  | | | | | | 3 f \$10 |





| | Bed | Flower | Blooming Season | Plant Height | Bloom Size | Branch Bud Count | Flower Description | Price |
|----------------------------|-------------------|---|-----------------|--------------|------------|------------------|--|----------|
| Executive Time | Bed 3 |  | MLA | 27 | 4.75 | 3-way 10-15 | White with applique eye outlined in purple with purple edges | 2 f \$30 |
| Exit Through The Gift Shop | Red Barn1 |  | M-RE | 33 | 5 | | Deep melon saffron, both pleated and relief sculpting | 2 f \$25 |
| Extreme Tangerine | Patio Area |  | MLA | 38 | 6 | 3-way 20 | orange flower with slightly lighter sepals and has a yellow ruffled and slightly toothy edge with a yellow to green throat | 2 f \$35 |
| EZ | Bed 4 2 places |  | | | | |  | 1 f \$15 |
| Fabulous Black Pearl | Bed H |  | M-RE | 25 | 5 | | lavender black purple flower with a cream eye and edge | 2 f \$15 |






| | Bed | Flower | Blooming Season | Plant Height | Bloom Size | Branch Bud Count | Flower Description | Price |
|---------------------|--------------------|---|-----------------|--------------|------------|------------------|---|----------|
| FAME | Bed H |  | EM-RE | 26 | 6 | 4-way 26-30 | Dark rose w/ bubbled Gold Edge | 2 f \$20 |
| Farmall Dream - EVF | Bed 8 |  | | | | | | 1 f \$20 |
| Farm Dream - EVF | Bed 0 |  | RE | 28 | 5 | | Green/orange halo - Purple circle/dark lavender outside | 3 f \$10 |
| Farmall Delight EVF | 12 - By Rock Radio |  | | | | | | 2 f \$15 |






| | Bed | Flower | Blooming Season | Plant Height | Bloom Size | Branch Bud Count | Flower Description | Price |
|--|-------------|---|-----------------|--------------|------------|------------------|---|----------|
| Fashion Safari | Bed 0 |  | EM | 28 | 5.5 | 3-way 16-20 | Lilac purple with amethyst eye and cream-white teeth over a gold to green throat | 2 f \$30 |
| Fiddle of Gold | Small Patio |  | E | 31 | 6.5 | 4-way 16-20 | Sculpted relief, rich golden yellow highlighted with peach, small olive green throat ruffled edge | 1 f \$75 |
| Fingers of Faith | Bed 9 |  | M-RE | 31 | 6 | | Golden yellow with faint rose band above green yellow throat. | 2 f \$15 |
| Fire and Wind mixed w/ SP Modern Symetry | Bed 8 |  | Late | 30 | 7.25 | | <i>DOUBLE</i> tomato red with orange tan edge above acacia green throat | 2 f \$20 |
| Fire Breathing Dragon - EVF | Bed 0 |  | | 24 | 4 | | Yellow center - Red | 3 f \$10 |






| | | Bed | Flower | | Blooming Season | Plant Height | Bloom Size | | Branch Bud Count | Flower Description | Price |
|--|--|-------------|---|--|-----------------|--------------|------------|--|------------------|---|----------|
| | | |  | | M-RE | 30 | 4.5 | | | brilliant orange/red blooms are round with a bright yellow throat. also gets a tiny bit of gold on the edges of the petals making it look like a mini campfire. | 2 f \$15 |
| | | Small Patio |  | | MLA-RE | 39 | 6 | | 3-way 17 | red orange six inch flowers. There is a slight red eye and yellow midribs on both petals and sepals. The petals also have a slight yellow edge. The throat is yellow to green | 2 f \$35 |
| | | Bed 12 |  | | EM-RE | 29 | 6.75 | | | DOUBLE purple with a darker purple ruffled edge outlined in silver white, hint of a darker purple eye | 2 f \$25 |
| | | Bed 3 |  | | MLA | 38 | 9 | | 3-way 21-25 | Grape magenta lighter lavender eye, small lavender edge, chartreuse throat | 2 f \$20 |





| | Bed | Flower | Blooming Season | Plant Height | Bloom Size | Branch Bud Count | Flower Description | Price |
|------------------------------|-------|---|-----------------|--------------|------------|------------------|---|----------|
| Foolish Flirt | Bed 4 |  | M | 38 | 6 | 6-way 29 | Unusual Form Crispate blooms are cantaloupe with a large red eye and matching red patterned yellow to green throat is especially intriguing with veined patterns reminiscent of a kaleidoscope. | 2 f \$20 |
| For Better For Worse | Bed 0 |  | EM RE | 26 | 7 | 4-way 10-15 | Rose cranberry, with triangular multi-shaded lavender eye and yellow throat | 2 f \$40 |
| Forest Lake Devils Mistress | Bed 1 |  | EM | 21 | 5 | 3-way 12 | Wine red with ivory edge and yellow green throat | 2 f \$15 |
| Forest Lake Pleats for Laura | Bed 1 |  | M | 24 | 5 | 3-way 10-15 | Canteloupe self with heavy pleated fring | 2 f \$25 |
| Four Eyes | Bed H |  | E-RE | 28 | 5.75 | 3-way 20 | Cream w/ multi-patterned eye of charcoal, grey-blue and fuchsia, green throat | 2 f \$10 |






| | Bed | Flower | Blooming Season | Plant Height | Bloom Size | Branch Bud Count | Flower Description | Price |
|-----------------------------|----------------|---|-----------------|--------------|------------|------------------|--|----------|
| Foxfire Legend | Bed L |  | M | 35 | 5 | 4-way 20 | Golden yellow with raspberry red eye and matching edge over orange to yellow green throat with twinkle midribs | 2 f \$20 |
| Frank's Star of Bethlehem | Bed 4 |  | E-RE | 26 | 5.5 | 4-way 28 | Lavender purple with lighter watermark and ruffled gold edge above yellow to green throat. | 2 f \$30 |
| Fried Green Tomatoes | Bed K Bed 2 |  | M-RE | 33 | 5.5 | 8-way 30 | Tomato red with olive green throat | 2 f \$25 |
| From Here to Eternity - EVF | Bed F |  | LATE | 35 | 6 | | Green throat - Lavender ruffled with cream edge | 3 f \$15 |






| | Bed | Flower | Blooming Season | Plant Height | Bloom Size | Branch Bud Count | Flower Description | Price |
|-------------------|------------|---|-----------------|--------------|------------|------------------|---|----------|
| Front Range | Bed 2 |  | M RE | 40 | 7 | 5-way 26-30 | Light rose blend with multicolored eye of plum, lavender and charcoal edged in violet white patched edged in fuschia | 2 f \$25 |
| Frosted Pupcake | Red Barn 1 |  | M-LA | 33 | 5 | | DOUBLE - peachy pink with lighter red eye | 2 f \$20 |
| Gaspig for Breath | Bed 12 |  <small>The Daylily Society Cultivar Database www.daylilies.org</small> | M-RE | 30 | 6 | 2-way 14 | Red with Gold Shark Teeth above green surrounded by yellow throat | 2 f \$25 |
| Gaudy Theo | Bed I |  <small>Gaudy Theo</small> | M-RE | 29 | 9 | 4-way 23 | wine purple with gold filigree edge above light yellow green throat | 2 f \$15 |
| GB | Bed 2 |  | | | | | | 2 f \$15 |







| | | Bed | Flower | Blooming Season | Plant Height | Bloom Size | Branch Bud Count | Flower Description | Price |
|--------------------|--|-------|---|-----------------|--------------|------------|------------------|---|----------|
| GC | | Bed 5 |  | | | | | | 3 f \$10 |
| GE/YA | | Bed 7 |  | | | | |  | 3 f \$15 |
| General Perplexity | | Bed H |  | M-RE | 26 | 5.5 | | Amaranth pink, violet eye with perplexingle varied pattern, petal and sepal, thin violet picotee edge | 2 f \$15 |
| GF | | Bed 8 |  | | | | | | 2 f \$15 |






| | Bed | Flower | Blooming Season | Plant Height | Bloom Size | Branch Bud Count | Flower Description | Price |
|---------------------|-------|---|-----------------|--------------|------------|------------------|--|----------|
| GH | Bed 1 |  | | | | | | 2 f \$15 |
| Guilty Pleasures | Bed 3 |  | MLA | 34 | 5.5 | | Violet w lavender watermark and hooked gold edge | 2 f \$50 |
| Glenn Caston | Bed J |  | EM-RE | 32 | 5.75 | | Light purple petals with rosy yellow sepals heavy stippling on petals and sepals gold edge with teeth large yellow green watermark | 2 f \$20 |
| GM mizture | Bed 2 |  | | | | | | 3 f \$10 |
| Greywoods Dun Rovin | Bed 2 |  | MLA | 27 | 6 | 3-way 21-25 | Deep fuschia rose with a bubbly, crimped golden yellow rim | 2 f \$45 |







| | Bed | Flower | Blooming Season | Plant Height | Bloom Size | Branch Bud Count | Flower Description | Price |
|------------------------|------------|---|-----------------|--------------|------------|------------------|---|----------|
| Greewoods Lip A Quiver | Bed 3 |  | M | 28 | 5.75 | 3-way 26-30 | Saffron cream with fuschia red eye and edge | 2 f \$40 |
| Gulf Coast Fine Art | Red Barn 1 |  <i>Gulf Coast Fine Art</i> | EM-RE | 30 | 5.25 | | Pink lavender petals, light pink sepals, silver edge, watermark and green throat. | 2 f \$15 |
| Guy Goodfellow | Red Barn 2 |  | M | 32 | 6 | | Rose pink bitone with darker edge. Doubles about 60% of the time | 2 f \$15 |
| Guy's Oh Happy Days | Bed L |  | EM-RE | 40 | 7 3/4 | 4-way 26-30 | Cream pink base overlaid with lemon lime & ruffled edge | 2 f \$15 |






| | Bed | Flower | Blooming Season | Plant Height | Bloom Size | Branch Bud Count | Flower Description | Price |
|--------------------------------|------------|---|-----------------|--------------|------------|------------------|---|----------|
| Haber Howell Mountain Cabernet | Red Barn 1 |  | EM | 28 | 5.5 | | With the depth and vibrancy of the cabernet wine this flower is named for petals of dark rich purple is well saturated, lighter slate blue watermark, lightly ruffled petals, wire edge matches watermark | 2 f \$20 |
| Halloween Vortex | Bed I |  | EM-RE | 30 | 6 | 4-5way 24-30 | Pumpkin Orange with pattern | 1 f \$25 |
| Happy Go Ruffles | Bed L |  | EM-RE | 33 | 5.5 | 8-way 30 | FRAGRANT Vibrant True Red with wide petals and extreme ruffling, even angle wings colored in gold, yellow and white | 2 f \$20 |
| Hat's Off to Tracy | Bed H |  | M-RE | 27 | 5.5 | 4-way 20 | FRAGRANT Mauve blend w/magenta mauve eye above green throat. | 2 f \$20 |
| Heidi Swill Miss - EVF | Bed 0 |  | | 35 | 6 | | Lime green/yellow halo - Purple/slight ruffle | 3 f \$10 |







| | Bed | Flower | Blooming Season | Plant Height | Bloom Size | Branch Bud Count | Flower Description | Price |
|------------------------------------|--------------------------|---|-----------------|--------------|------------|------------------|---|--------------|
| Heavenly Double Trouble | Bed I |  | MLA-RE | 29 | 6.5 | | FRAGRANT Peachy orange with darker ruffled edge. | 2 f \$15 |
| Helen's Rose - EVF | Bed E |  | | 32 | 6 | | Green/yellow center - Dark Rosey/Mauve | 3 f \$10 |
| Henna Copper | Bed 3 Bed 7 Bed 10 |  | E-RE | 30 | 5 | | Fragrant extended bloomer Henna-copper daylily with dark blackish-brown eyezone and greenish- yellow throat. | 10 f \$10 |
| Here To Eternity and Back - EVF | Bed E |  | | | | |  | 3 f \$15 |






| | Bed | Flower | Blooming Season | Plant Height | Bloom Size | Branch Bud Count | Flower Description | Price |
|----------------------|------------|---|-----------------|--------------|------------|------------------|---|----------|
| HH | Bed 9 |  | | | | | | 3 f \$10 |
| Highly Venomous | patio area |  | M-RE | 28 | 5 | | Bright pink red with gold toothy edge on both petals and sepals | 1 f \$20 |
| Hillbilly Homecoming | Bed 1 |  | M RE | 27 | 6 | 3-way 10-15 | Purple with darker purple eyezone which is broken into a pattern green throat | 2 f \$20 |
| HJ | Bed 10 |  | | | | |  | 2 f \$15 |
| HK | Bed 10 |  | | | | | | 2 f \$10 |






| | Bed | Flower | Blooming Season | Plant Height | Bloom Size | Branch Bud Count | Flower Description | Price |
|------------------------|----------------|---|-----------------|--------------|------------|------------------|---|----------|
| Home of The Free | Bed 8 |  | E | 28 | 6 | 3-way 26-30 | Christmas red with a green gold edge | 2 f \$25 |
| Honkey Tonk Barbie | Bed 4 |  | EM | 30 | 6 | 4-way 15-18 | FRAGRANT Dark pink with ruffled, yellow gold edge over yellow to green throat. It has a rose pink halo, lighter midribs and the color darkens near the petal edges. | 2 f \$20 |
| Hot Sunshine - EVF | Bed 0 |  | | 39 | 5 | | Green halo - Yellow ruffle/toothy edge | 3 f \$15 |
| Hot Tamale Holli - EVF | Bed F Bed G |  | | 32 | 6 | | Yellow center - Red/Orange | 3 f \$15 |
| HP | Bed 6 |  | | | | | | 3 f \$10 |






| | Bed | Flower | Blooming Season | Plant Height | Bloom Size | Branch Bud Count | Flower Description | Price |
|---------------------------|------------|---|-----------------|--------------|------------|------------------|--|----------|
| IC | Bed 12 |  | | | | | | 2 f \$15 |
| Ida Mae Norris | Red Barn 1 |  | M | 34 | 7 | | Clear light pink self above green throat | 2 f \$20 |
| I Know Who Holds Tomorrow | Bed 4 |  | M-RE | 26 | 6.25 | | FRAGRANT Pink with soft cream pink edge above very green throat. Three-way branching with 18 buds and fertile both ways. Always beautiful and a real standout in the garden! | 2 f \$25 |
| IN | Bed 4 |  | | | | |  | 2 f \$15 |
| Inimitable | Bed J |  | M-RE | 32 | 7.5 | | Yellow-pink blush with large green throat, extends out to petals with bright yellow ruffled edges | 2 f \$10 |






| | Bed | Flower | Blooming Season | Plant Height | Bloom Size | Branch Bud Count | Flower Description | Price |
|-------------------------------------|--------|---|-----------------|--------------|------------|------------------|--|----------|
| Interview w/Vampire | Bed 12 |  | M | 26 | 5.5 | 3-way 15 | Reddish purple with darker eye and gold ruffled toothy edge above yellow to green heart throat. | 2 f \$15 |
| Into The Woods | Bed 4 |  | EM-RE | 28 | 5.5 | 4-way 17-22 | The mysterious deep maroon purple blooms of Into The Woods have a black purple eye and slightly ruffled silver edge over a green throat. | 2 f \$20 |
| Inviting Romance | Bed 4 |  | M-RE | 29 | 6 | | Ivory white with a violet pattern eye and picotee, yellow to green throat and wire gold edge. | 2 f \$20 |
| IQ | Bed 4 |  | | | | | | 2 f \$15 |
| EVF IR -Leslie Renee x Best Edge | Bed 4 |  | | | | | | 2 f \$15 |





| | Bed | Flower | Blooming Season | Plant Height | Bloom Size | Branch Bud Count | Flower Description | Price |
|----------------------|----------------|---|-----------------|--------------|------------|------------------|--|----------|
| IW mix ? | Bed 1 Bed 2 |  | | | | | | 5 f \$10 |
| IZ | Bed 10 |  | | | | |  | 3 f \$15 |
| JAG | Bed 1 |  | EM RE | 35 | 6.5 | 7-way 46+ | Light rose orchid with patterned eye in blue, silver and rose, eye outlined in raspberry above a green throat, triple edge | 1 f \$25 |
| Jacob Henry | Bed 1 |  | EM-RE | 29 | 6.5 | 4-way 21-25 | FRAGRANT gold with bright orange eye and inner edge, gold outer edge | 2 f \$20 |
| Jedi Tequila Sunrise | Bed 2 |  | E | 20 | 5.5 | | FRAGRANT green throat , green yellow with maroon ez | 3 f \$10 |






| | | Bed | Flower | Blooming Season | Plant Height | Bloom Size | Branch Bud Count | Flower Description | Price |
|------------------|--|------------|---|-----------------|--------------|------------|------------------|---|----------|
| Jellyroll Morton | | Bed 1 |  | EM | 46 | 7 | | Rose violet with softer pink watermark | 2 f \$30 |
| Jl | | Bed 4 |  | | | | |  | 2 f \$15 |
| Joan Jackson | | Red Barn 2 |  | EE - RE | 29 | 6.5 | | eggplant to violet purple with variable white edge above yellow to green throat | 2 f \$25 |
| Job Creator | | Bed 2 |  | M LA | 37 | 6 | 4-way 21-25 | Lilac/purple bi-tone with darker watermark, creame-pink | 2 f \$20 |





| | Bed | Flower | Blooming Season | Plant Height | Bloom Size | Branch Bud Count | Flower Description | Price |
|-----------------------|-------------|---|-----------------|--------------|------------|------------------|--|----------|
| John Todd | Small Patio |  | M-RE | 31 | 6.5 | | Rich burgundy purple with watermark and large gold ruffles | 1 f \$25 |
| Joo-Joo Eyeball | Bed 10 |  | M | 32 | 6 | | Mauve with multicolored patterned eye | 2 f \$15 |
| Just One Bite | Bed 9 |  | M | 30 | 5.75 | | Grape with halo and toothy edge | 2 f \$20 |
| KA | Bed 2 |  | | | | | has others mixed in | 3 f \$10 |
| Kaledescopic Evidence | Bed 0 |  | EM RE | 26 | 5.5 | | Gape purple w/darker eye above green throat | 2 f \$25 |






| | Bed | Flower | Blooming Season | Plant Height | Bloom Size | Branch Bud Count | Flower Description | Price |
|----------------|--------|---|-----------------|--------------|------------|------------------|--|----------|
| KG | Bed 10 |  | | | | | | 3 f \$15 |
| KI | Bed 9 |  | | | | | | oak |
| King Maker | Bed 1 |  | EM RE | 36 | 7 | 5-way 26-30 | Sherbert Orange with multicolored plum purple and lavender eye | 1 f \$20 |
| King of Ithica | Bed 3 |  | M RE | 28 | 6 | 4-way 21-25 | Deep purple with green throat | 2 f \$30 |
| Kinky Reggae | Bed K |  | EM | 34 | 6+ | | Smokey rose bi-tone with violet eye and chartreuse throat. | 2 f \$15 |




| | Bed | Flower | Blooming Season | Plant Height | Bloom Size | Branch Bud Count | Flower Description | Price |
|----|----------------|---|-----------------|--------------|------------|------------------|--------------------|-------------|
| KN | Bed 1 Bed 3 |  | | | | | | 5 f \$10 |
| KP | Bed 1 |  | | | | | | 3 f \$10 |
| KQ | Bed 8 |  | | | | | | 3 f \$10 |
| KT | Bed 10 front |  | | | | | | 1 f \$15 |
| KV | Bed 3 |  | | | | | | 10 for \$10 |





| | | Bed | Flower | | Blooming Season | Plant Height | | Bloom Size | | Branch Bud Count | Flower Description | Price |
|--|--|-------|---|--|-----------------|--------------|--|------------|--|------------------|---|----------|
| | | Bed 1 |  | | M | 25 | | 5.5 | | | Chinese red self above green throat | 3 f \$10 |
| | | Bed O |  | | L | 30 | | 5.5 | | 4-way 20 | Bright red with ruffled toothy gold edge | 2 f \$20 |
| | | Bed 4 |  | | EM | 33 | | 6 | | 4-way 21-25 | Sandy beige with an etched eye of varying tones of rose, lavender and gray. The double edge of rose and lavender is gently ruffled. Large yellow to green throat. | 2 f \$15 |
| | | Bed 8 |  | | M-RE | 32 | | 6 | | 3-way 16-20 | FRAGRANT Black purple with white tooth edge above green throat | 2 f \$15 |






| | Bed | Flower | Blooming Season | Plant Height | Bloom Size | Branch Bud Count | Flower Description | Price |
|---------------------|-------|---|-----------------|--------------|------------|------------------|--|----------|
| Later Satyr | Bed 7 |  | LATE | 32 | 5.5 | 3-way 17 | Deep pink with a light yellow toothy edge One of LAST to bloom | 1 f \$75 |
| Lavender Blue Baby | Bed 2 |  | EM-RE | 28 | 5.5 | | Lavender blue with lavender blue eyezone and green throat. | 2 f \$15 |
| Lavender Lighthouse | Bed M |  | E-RE | 37 | 6 | 5-way 36-40 | Pastel coral with blue violet etched eye and blue and gold double edge | 1 f \$30 |
| Lawless Woman | Bed H |  | M | 27 | 5.5 | 3-way 20 | Rose pink self above yellow to very green throat. | 2 f \$20 |
| Legacy of Life | Bed J |  | M-RE | 32 | 7 | 3-way 16-20 | DOUBLE Peachy pink | 2 f \$15 |






| | Bed | Flower | Blooming Season | Plant Height | Bloom Size | Branch Bud Count | Flower Description | Price |
|-------------------------------------|--------|---|-----------------|--------------|------------|------------------|---|----------|
| Lemonade with a Touch of Pink - EVF | Bed 10 |  | | | | | | 3 f \$15 |
| Life Unlimited | RB1 |  | E-RE | 34 | 5.75 | | Clean yellow self color with a patterned eye and edge | 2 f \$20 |
| Liliana's Maverick - EVF | Bed 11 |  | | | | | | 2 f \$15 |
| Lime Blueberry Surprize - EVF | Bed O |  | | | | | | 2 f \$15 |




| | Bed | Flower | Blooming Season | Plant Height | Bloom Size | Branch Bud Count | Flower Description | Price |
|-----------------------------|------------|---|-----------------|--------------|------------|------------------|--|----------|
| Linden Lilac | Bed i |  | M-RE | 30 | 5 | 5-way 30 | Orchid Peach, wide raspberry eyezone, watermarked and washed wine and slate - small green throat | 2 f \$15 |
| Little Bonnie Fru Fru - EVF | |  | | | | | | 2 f \$15 |
| Little Castaway | Bed H |  <small>The Daylily Society Cullivar Database www.daylilies.org</small> | EM-RE | 26 | 4 | 5-way 21-25 | FRAGRANT Cream yellow with a darker eye above a small green throat | 2 f \$15 |
| Live in The Light | patio area |  | EM | 32 | 5.5 | 4-way 20 | Creamy yellow, darker yellow eye, green throat | 1 f \$25 |
| Live Long and Prosper | Bed 3 |  | M LA RE | 43 | 6 | 5-way 21-25 | Cream with multi-patterend eye zone of lavender blue with rings of broken color | 1 f \$20 |





| | Bed | Flower | Blooming Season | Plant Height | Bloom Size | Branch Bud Count | Flower Description | Price |
|---------------------|----------------------------|---|-----------------|--------------|------------|------------------|---|-----------|
| LV | Bed 3 | require's picture 2024 | | | | | | 3 f \$10 |
| LXA LXB | Bed 7 | require's picture 2024 | | | | |  | 3 f \$10 |
| LY Lemon Custard | Bed 3 Bed 7 backyard |  | | | | | | 10 f \$10 |
| LZ | Bed 9 left/ride side | | | | | | | 2 f \$15 |
| LZA | Bed 9 |  | | | | | | 3 f \$10 |







| | | Bed | Flower | | Blooming Season | Plant Height | Bloom Size | Branch Bud Count | Flower Description | Price |
|----------------------|--|--------------|---|--|-----------------|--------------|------------|------------------|--|----------|
| LZB | | Bed 9 middle |  | | | | | | | 2 f \$15 |
| Made in Connecticut | | Bed I |  | | MLA | 30 | 6 | 4-way 26-30 | Unusual form cascade— pale violet red with large peach watermark bleeding into yellow green throat and green heart | 2 f \$20 |
| Malcolm David Booker | | Bed I |  | | M | 30 | 6 | | Near white to creamy yellow with slightly darker golden shark tooth edge | 2 f \$20 |
| Marion Tyrus | | Bed H |  | | E-RE | 26 | 5.5 | | FRAGRANT Purple with darker eye above yellow green throat. | 2 f \$20 |





| | Bed | Flower | Blooming Season | Plant Height | Bloom Size | Branch Bud Count | Flower Description | Price |
|------------------------------|-------|---|-----------------|--------------|------------|------------------|--|----------|
| Mary Lois Burgess | Bed H |  | EM-RE | 28 | 5 | 5-way 31-35 | DOUBLE Lavender pink double with deeper lavender halo | 2 f \$15 |
| Master Sergeant Kenneth Lane | Bed H |  | EM-RE | 26 | 6 | 4-way 21-25 | Pink with distinctive yellow stripes and yellow edge | 1 f \$40 |
| Matchless Fire | Bed I |  | M | 29 | 6.5 | 2-way 14 | FRAGRANT Red with orange eye above gold throat | 2 f \$15 |
| Mauna Loa | Bed 7 |  | EM | 22 | 5 | | amber gold blend with wire edge of deep red and light green throat | 2 f \$15 |
| Metallic Appertion | Bed 1 |  | EM RE | 33 | 7 | 5-way 31-35 | Golden yellow with lavender pearl like eye | 1 f \$25 |






| | Bed | Flower | Blooming Season | Plant Height | Bloom Size | Branch Bud Count | Flower Description | Price |
|--------------------------|-------------------|---|-----------------|--------------|------------|------------------|--|----------|
| Miss Jessica Lee - EVF | Bed 0 |  | | 29 | 5 | | Green/yellow throat - Purple circle, mauve outside | 3 f \$10 |
| Miss Liliana Faith - EVF | Bed 12 light post |  | | | | | | 2 f \$15 |
| Miss Mandi Mae | Bed L |  | MLA-RE | 45 | 6 | 3-4 way 18 | Rose pink blend with light midribs, yellow throat and green heart and gold edge | 3 f \$15 |
| Michael's Sword | Red Barn 1 |  | M | 29 | | | Ufo crispate, double 90%, lavender rose w/ lavender band | 1 f \$50 |
| Misty Blue Morning | Bed 4 |  | M | 31 | 5.5 | 4-way 18 | Veined lilac with chalky lavender-blue watermark outlined medium purple over yellow to green throat and double picotee of medium purple and amethyst blue. | 2 f \$20 |






| | Bed | Flower | Blooming Season | Plant Height | Bloom Size | Branch Bud Count | Flower Description | Price |
|----------------------|-------|---|-----------------|--------------|------------|------------------|--------------------------------|----------|
| Mr Ryan Thomas - EVF | Bed 0 |  | | | | | | 2f \$15 |
| MS | Bed 2 |  | | | | | | 3 f \$10 |
| MT | Bed 7 | require's picture 2024 | | | | | | TBD |
| Mustang Sally - EVF | Bed 0 |  | | 35 | 6 | | Yellow center - Rusty Burgundy | 3 f \$10 |
| MV | Bed 5 | require's picture 2024 | | | | | | |





| | Bed | Flower | Blooming Season | Plant Height | Bloom Size | Branch Bud Count | Flower Description | Price |
|--------------------|--------|---|-----------------|--------------|------------|------------------|--|----------|
| My Friend Charlie | Bed 4 |  | EM-RE | 34 | 7 | 4-way 20-24 | Orange Red w/ Gold Throat | 2 f \$20 |
| Natures Grape Fizz | Bed 1 |  | EM RE | 38 | 6.5 | 6-way 25-30 | Light purple blend with white stipples and watermark with crimped edge above green throat | 2 f \$25 |
| Navajo Pony | Potted |  | M-RE | 45 | 8.5 | 3-way 16-20 | UFO fleshy pink flower with a very green throat. The eye zone has various shades of maroon and purple | 2 f \$15 |
| NA | Bed 5 |  | | | | | | 2 f \$10 |






| | Bed | Flower | Blooming Season | Plant Height | Bloom Size | Branch Bud Count | Flower Description | Price |
|------------------------------------|--------------|---|-----------------|--------------|------------|------------------|---|-----------|
| NB | Bed 8 |  | | | | | | 3 f \$10 |
| NC | Bed 10 front |  | | | | | | 3 f \$15 |
| Night and Day - EVF Flower A and B | Bed B |  | | | | |  | 3 f \$10 |
| Nile Princess | Bed 0 |  | EM RE | 30 | 5.5 | 5-way 25-30 | Cream white base with large purple eye above green throat | 2 f \$35 |
| Northwood Bearded Wonder | Bed 4 |  | M-RE | 32 | 4.75 | 2-way 15 | Sculpted Cristated, Light yellow with mahogany eye ring that extends to sepals and barbed appendages around the chartreuse throat | 1 f \$125 |






| | | Bed | Flower | Blooming Season | Plant Height | Bloom Size | Branch Bud Count | Flower Description | Price |
|---|--|-------|---|-----------------|--------------|------------|------------------|---|----------|
| Northern Breeze - EVF | | Bed E |  | | 39 | 7 | | UFO/Curly Q - Green throat - Burgundy | 3 f \$15 |
| Northeran Dawn | | Bed 2 |  | M | 35 | 5 | 2-way 16-20 | Pink blend with darker pink gold edge above yellow to green throat. | 3 f \$10 |
| NQ | | Bed 7 | require's picture 2024 | | | | | | TBD |
| NR right and left ends tall in middle?? | | Bed 3 |  | | | | |  | 3 f \$10 |





| | Bed | Flower | Blooming Season | Plant Height | Bloom Size | Branch Bud Count | Flower Description | Price |
|----|--------------|---|-----------------|--------------|------------|------------------|---|----------|
| NS | | require's picture 2024 | | | | | | TBD |
| NT | Bed 3 |  | | | | |  | 3 f \$10 |
| NU | Bed 10 front |  | | | | | | 3 f \$10 |
| NV | Bed 9 |  | | | | | | 2 f \$15 |
| NW | Bed 5 |  | | | | | | 3 f \$10 |





| | Bed | Flower | Blooming Season | Plant Height | Bloom Size | Branch Bud Count | Flower Description | Price |
|-----------------------|------------|---|-----------------|--------------|------------|------------------|---|----------|
| Occupy your Garden | Red Barn 2 |  | EM | 46 | 6 | 6-way | Bright rose with a large fawn pink watermark | 2 f \$20 |
| Off to See the Wizard | Potted |  | M-RE | 35 | 5.5 | 5-way 21-25 | UFO Amethyst purple with darker purple eye and white midribs above yellow green throat | 2 f \$15 |
| Oh Great One | Bed 12 |  | M-RE | 28 | 6 | 3-way 21-25 | Rose pink self above green throat | 2 f \$10 |
| Oliver Twist - EVF | Bed 0 |  | | 25 | 6 | | Yellow center - Reddish | 3 f \$10 |
| Once Upon a Dream | Bed O |  | M-RE | 28 | 5.5 | 3-way 10-15 | Coral pink with heavily ruffled god edge | 2 f \$15 |







| | Bed | Flower | Blooming Season | Plant Height | Bloom Size | Branch Bud Count | Flower Description | Price |
|-------------------------|------------|---|-----------------|--------------|------------|------------------|---|-----------|
| One Eye Willie | Bed 0 |  | E RE | 28 | 4 | 7-way 26-30 | Lavender pink with purple eye above green throat | 2 f \$25 |
| One Nation Under God | Red Barn 1 |  | M | 38 | 5 | | Yellow with red wine eye and barbed appendages | 1 f \$175 |
| Opa Klaus | Red Barn 1 |  | EM-RE | 26 | 10 | 4-way 16-20 | DOUBLE brilliant yellow, butternut color with ruffles on practically every edge | 2 f \$30 |
| Orange Creamsicle - EVF | Bed 10 |  | | | | | | 3 f \$10 |





| | Bed | Flower | Blooming Season | Plant Height | Bloom Size | Branch Bud Count | Flower Description | Price |
|--------------------|------------|---|-----------------|--------------|------------|------------------|--|----------|
| Outer Darkness | Bed 2 |  | M | 26 | 5 | 4-way 10-15 | Pink cranberry, merlot to black eye | 1 f \$40 |
| Pansy Face Charmer | Red Barn 1 |  | M-RE | 22 | 5.5 | 2-way 10-15 | Bright yellow green with applied green throat | 2 f \$20 |
| Paper Butterfly | Bed 3 |  | SE-RE | 24 | 6 | | Yellow Green Throat Cream Peach and Blue | 3 f \$10 |
| Parrot Tattoo | Bed 4 |  | M | 24 | 5.75 | 3-way 24 | FRAGRANT cream pink flowers w/large bright red chevron eyezone of varying shades, candy apple red picotee surrounded by a gold ruffled and knobby edge. gold edge often surrounded by small diamond dusted sharks teeth. | 2 f \$25 |
| Party Crasher | Bed K |  | MLA-RE | 34 | 5 | 3-way 22 | DOUBLE Red orange blend with G326yellow edge | 2 f \$15 |






| | Bed | Flower | Blooming Season | Plant Height | Bloom Size | Branch Bud Count | Flower Description | Price |
|-----------------------|--------------|---|-----------------|--------------|------------|------------------|---|----------|
| Passion Fruit Truffle | Red Barn 2 |  | M-RE | 38 | 6 | 3-way 16-20 | DOUBLE Persimmon touched coral with inner petaloids of strong carrot orange | 2 f \$25 |
| Patchwork - EVF | Bed D |  | | 31 | 4 | | Orange/yellow halo - Mauve rose/small gold ruffle | 3 f \$10 |
| Pathway to Miracles | Bed 2 |  | M | 30 | 7 | 3-way 16-20 | Coral pink with large yellow green throat | 2 f \$20 |
| Patsy Cline | Bed K |  | EM-RE | 36 | 7 | 5-way 36-40 | Orange with ruffled edge and cream midribs | 2 f \$15 |
| PE | Bed 10 front |  | | | | | | 1 f \$10 |






| | Bed | Flower | Blooming Season | Plant Height | Bloom Size | Branch Bud Count | Flower Description | Price |
|-----------------------------|----------------|---|-----------------|--------------|------------|------------------|--|----------|
| Peachy Limerita - EVF | Bed 10 | Require's picture 2024 | | | | | | |
| Peppermint Truffle | Bed 9 Bed H |  | M-RE | 28 | 5 | 5-way 26-30 | DOUBLE Rose Pink Self reblooms | 2 f \$15 |
| Pete's Best Edge | Red Barn 1 |  | M-RE | 38 | 7.5 | 4-way 26-30 | Rose pink with gold braided edge | 2 f \$25 |
| Pete's Electric Blue Beauty | Red Barn 1 |  | EM-RE | 32 | 6.75 | 4-way 26-30 | Cream white, violet blue eye and edge of violet blue and silver | 2 f \$25 |
| Petey's Girl - EVF | Bed E |  | | 30 | 5 | | Yellow throat - Cream/lavender | 3 f \$10 |




| | | Bed | Flower | Blooming Season | Plant Height | Bloom Size | Branch Bud Count | Flower Description | Price |
|--|--|--------|---|-----------------|--------------|------------|------------------|---|----------|
| | | Bed 7 |  | | | | | | 3 f \$10 |
| | | Bed 5 |  | | | | | | 3 f \$10 |
| | | Bed 9 |  | EM | 45 | 7 | | FRAGRANT orchid cream base, outstretched purple eye and deep green triangular throat | 2 f \$20 |
| | | Bed 10 |  | | | | | | 2 f \$15 |





| | Bed | Flower | Blooming Season | Plant Height | Bloom Size | Branch Bud Count | Flower Description | Price |
|----------------|-------|---|-----------------|--------------|------------|------------------|---|-----------|
| Pink Stripes | Bed 1 |  | EM | 30 | 7 | 2-way 21-25 | Magenta rose with pink cream striping | 1 f \$20 |
| Pink Teardrops | Bed 2 |  | M LA | 30 | 6 | 3-way 16-20 | Pink-violet with a ruffled green-yellow edge, yellow halo, green throat | 1 f \$40 |
| PJ | Bed 9 |  | | | | | | 3 f \$10 |
| PN | Bed 8 |  | | | | | | 3 f \$10 |
| PO | Bed 6 |  | | | | |  | 10 f \$10 |





| | Bed | Flower | Blooming Season | Plant Height | Bloom Size | Branch Bud Count | Flower Description | Price |
|-------------------|------------|---|-----------------|--------------|------------|------------------|---|----------|
| Prickly All Over | Bed 7 |  | M | 34 | 5.5 | 2-way 10-15 | DoUBLE Pale cream pink with a toothy gold edge | 1 f \$25 |
| Pride of Chemonie | Bed I |  | E-RE | 30 | 5 | 4-way 21-25 | FRAGRANT, DOUBLE pink with a small darker eye with creme edges to petals and sepals with a small green throat. | 2 f \$15 |
| Prime Example | Red Barn 1 |  | EE-RE | 36 | 6.75 | 9-way 41-45 | Autumn rhubarb base, pattern of burnt orange and cherry with darker veining and multi chevrons in dark purple, sliver white and bluish charcoal | 2 f \$25 |
| PS | Bed 6 |  | | | | | | 3 f \$10 |





| | Bed | Flower | Blooming Season | Plant Height | Bloom Size | Branch Bud Count | Flower Description | Price |
|-----------------------------------|------------|---|-----------------|--------------|------------|------------------|---|--------------|
| Pumpkinhead | Red Barn 1 |  | MLA | 32 | 7 | 3-way 10-15 | Intense vibrant red/orange color. Unusual form cascade-- Orange red with a red eye zone and yellow throat | 1 f \$100 |
| PV-- 1/2 mixture | Bed 7 |  | | | | |  | 3 f \$10 |
| PV-2 | Bed 7 | Require's picture 2024 | | | | | | |
| PV--3 Orange Alabama Jubilee?? | Bed 7 |  | | | | | | 3 f \$10 |
| PX | Bed 6 |  | | | | | | 3 f \$10 |






| | Bed | Flower | Blooming Season | Plant Height | Bloom Size | Branch Bud Count | Flower Description | Price |
|----|-------|---|-----------------|--------------|------------|------------------|--------------------|----------|
| QA | Bed 5 |  | | | | | | 3 f \$10 |
| QB | Bed 3 |  | | | | | | 3 f \$10 |
| QC | Bed 5 |  | | | | | | 3 f \$10 |
| QE | Bed 5 |  | | | | | | 3 f \$10 |
| QF | Bed 5 |  | | | | | | 3 f \$10 |





| | | Bed | Flower | | Blooming Season | Plant Height | Bloom Size | Branch Bud Count | Flower Description | Price |
|--|--|------------|---|--|-----------------|--------------|------------|------------------|---|----------|
| | | Bed 5 |  | | | | | | | 3 f \$10 |
| | | Bed 12 | picture required | | | | | | | TBD |
| | | Patio Area |  | | E-RE | 40 | 9 | 3-way 16-20 | Pink with large triangular green throat | 1 f \$20 |
| | | Bed 2 |  | | M RE | 28 | 7 | 4-way 21-25 | Rose with multicolored patterned eye | 2 f \$25 |




| | Bed | Flower | Blooming Season | Plant Height | Bloom Size | Branch Bud Count | Flower Description | Price |
|-------------------------------|------------|---|-----------------|--------------|------------|------------------|--|----------|
| Raspberry Goosebumps | Bed 3 |  | M-RE | 28 | 5.5 | 2-way 10-15 | Purple with dark purple eye and gold edge above yellow green heart throat | 2 f \$15 |
| Raspberry Lime Sherbert | Red Barn 1 |  | EM-RE | 27 | 6 | 3-way 16-20 | Unusual form crispate-spatulate, raspberry reddish pink with bright green throat | 2 f \$15 |
| Raspberry Marmalade | Bed H |  | E-RE | 27 | 6 | 3-way 12 | Swirl of double edging of yellow and respberry surrounding a frosted pink bloom with a raspberry halo, tiny green throat | 2 f \$20 |
| Raspberry Peachy Cream - EVF | Bed 9 | Require's picture 2024 | | | | | | 2 f \$15 |
| Raspberry Peach Souffle - EVF | Bed D |  | | | | | | 2 f \$15 |






| | Bed | Flower | Blooming Season | Plant Height | Bloom Size | Branch Bud Count | Flower Description | Price |
|-------------------|--------|---|-----------------|--------------|------------|------------------|---|----------|
| Raspberry Wine | Bed 3 |  | L | 20 | 5 | | Raspberry Red w/ Melon Center | 3 f \$10 |
| Rebecca Hunt Hall | Bed 4 |  | M | 42 | 6 | 5-way 25 | FRAGRANT Ruffled lilac purple bitone with lighter watermark and white picotee edge over yellow to green throat. | 2 f \$30 |
| Red Hot Lover | Bed 12 |  | EM-RE | 34 | 5 | 3-way 15-20 | Extremely intense fire engine red flower w/very green throat. Flowers are very sunfast. | 2 f \$20 |
| Red on Red | Bed J |  | E | 31 | 5.5 | 4-way 26-30 | DOUBLE Medium red with faint watermark splashed cream above yellow | 2 f \$15 |






| | Bed | Flower | Blooming Season | Plant Height | Bloom Size | Branch Bud Count | Flower Description | Price |
|-------------------------|-------|---|-----------------|--------------|------------|------------------|---|----------|
| Red Suspenders | Bed 9 |  | M | 32 | 11 | | FRAGRANT UFO - Bright Red Self | 3 f \$15 |
| Red Velvet Elvis | Bed 8 |  | EM | 27 | 6.25 | 3-way 21-25 | Maroon red with white frothy edge. | 2 f \$20 |
| Repeat The Sounding Joy | Bed 8 |  | M-RE | 30 | 5.75 | 4-way 18 | Pink cranberry with cranberry etched dark lavender eye, dark lavender eye and edge trimmed in ivory, chartreuse throat. | 2 f \$15 |
| Richard Gevien | Bed 4 |  | M-RE | 32 | 6 | 3-way 18 | Cantaloupe with ornate ruffled edge and small olive green throat. | 2 f \$20 |





| | Bed | Flower | Blooming Season | Plant Height | Bloom Size | Branch Bud Count | Flower Description | Price |
|---------------------|------------|---|-----------------|--------------|------------|------------------|---|----------|
| Riseman Flames | Bed 3 |  | EM-RE | 22 | 6 | | FRAGRANT Cream yellow with rose red overlaid patterns above green throat. | 3 f \$10 |
| Robert W Grenowitz | Bed 8 |  | M-RE | 28 | 7 | | | 2 f \$20 |
| Rock and Roll Music | Bed 3 |  | M LA | 34 | 5.75 | 4-way 21-25 | Pink w/ toothy feathered edge | 2 f \$25 |
| Rocket Booster | Bed L |  | EM-RE | 36 | 7.5 | | Red self with a yellow to green throat | 2 f \$10 |
| Rose F Kennedy | Patio Area |  | M | 29 | 7.5 | 4-way 24 | Green with wide purple red picotee edge above green throat | 1f \$35 |






| | Bed | Flower | Blooming Season | Plant Height | Bloom Size | Branch Bud Count | Flower Description | Price |
|----------------------------|------------|---|-----------------|--------------|------------|------------------|---|----------|
| Ruckus | Red Barn 1 |  | M-RE | 28 | 5.5 | 4-way 21-25 | Yellow butterscotch bitone with toothy edge | 2 f \$20 |
| Ruffled Buds | Bed 7 |  | M | 26 | 5.5 | | light orange red with rose tints and faint orange red eyezone above green gold throat | 3 f \$10 |
| Ruffled Cheeks - EVF | Bed 11 | picture required 2024 | | | | | | TBD |
| Ruffled Strawberry Parfait | Bed I |  | LA | 28 | 6 | | Cream pink pastel blend with gold toothy edge (super parent) | 2 f \$10 |
| Ruffles Has Ridges - EVF | Bed F |  | | 29 | 5 | | Green/yellow throat - Dark rose/with ruffle yellow edge | 3 f \$15 |





| | | Bed | Flower | | Blooming Season | Plant Height | Bloom Size | | Branch Bud Count | Flower Description | Price |
|--|--|------------|---|--|-----------------|--------------|------------|--|------------------|---|----------|
| | | Bed F | Require's picture 2024 | | | | | | | | 3 f \$15 |
| | | Bed 4 |  | | EM | 30 | 6 | | 3-4-way 17-23 | FRAGRANT rose pink with a darker, glowing pink eye and a ruffled edge of glowing pink over a gold to green throat. | 2 f \$25 |
| | | Bed 8 |  | | EM | 25 | 6 | | | Cream self with a purple eyezone and a purple edge, all above a green throat | 2 f \$20 |
| | | Red Barn 1 |  | | ML-RE | 38 | 6 | | 4-way 16-20 | FRAGRANT Semi-evergreen winter foliage. Dark fuchsia rose with ruffled white picotee edge above yellow to green throat. | 2 f \$15 |






| | Bed | Flower | Blooming Season | Plant Height | Bloom Size | Branch Bud Count | Flower Description | Price |
|-------------------------|------------|---|-----------------|--------------|------------|------------------|--|----------|
| Salty Dog Blue | Bed 4 |  | M | 30 | 6 | 3-way 15 | Pale lavender rose with lavender blue eye etched magenta and matching purple picotee edged with gold filigree over yellow to green throat. | 2 f \$20 |
| Savannah Skipper Doodle | Bed J |  | EM | 34 | 6.5 | 4-way 16-20 | DOUBLE Apricot wash with pinched protruding petaloids above orange green throat. | 2 f \$15 |
| SAVE the CHILDREN | Bed 4 |  | ML | 25 | 5.5 | | medium pink bitone with lemon green throat | 2 f \$10 |
| Say Can You See | Red Barn 1 |  | EM-RE | 38 | 6.5 | 5-way 26-30 | Cream white base with rings of raspberry red and lavender blue | 1 f \$25 |
| SB | Bed 1 |  | | | | | | 3 f \$10 |





| | Bed | Flower | Blooming Season | Plant Height | Bloom Size | Branch Bud Count | Flower Description | Price |
|------------------------|------------|---|-----------------|--------------|------------|------------------|---|----------|
| Seductive Highway | Bed 8 |  | M-RE | 31 | 6.5 | | DOUBLE Lavender pink self with a green throat and a white gold edge | 2 f \$25 |
| See Me Feel Me | Bed H |  | MLA | 27 | 5.75 | 4-way 25 | Ivory toothy gold edge, green throat | 2 f \$10 |
| Seminole Stichery | Red Barn 1 |  | E-RE | 37 | 7.25 | | Heavy rose purple cristation | 2 f \$25 |
| Senator Edward Kennedy | Bed M |  | M | 36 | 7 | 3-way 21-25 | Medium Red w/ large green-yellow eye | 1 f \$25 |
| Serena Dark Horse | Bed 1 |  | EM | 35 | 5 | | Dark red self with green throat | 3 f \$10 |






| | | Bed | Flower | | Blooming Season | Plant Height | Bloom Size | Branch Bud Count | Flower Description | Price |
|-------------------|--|-------|---|--|-----------------|--------------|------------|------------------|---------------------------------------|----------|
| SF | | Bed 6 |  | | | | | | | 3 f \$10 |
| SG | | Bed 8 |  | | | | | | | 3 f \$10 |
| SH | | Bed 8 |  | | | | | | | 3 f \$10 |
| Shakespeare's Red | | Bed J |  | | E-RE | 31 | 6.5 | 3-way 16-20 | Dark red with chartreuse/green throat | 2 f \$25 |






| | Bed | Flower | Blooming Season | Plant Height | Bloom Size | Branch Bud Count | Flower Description | Price |
|-------------------|------------|---|-----------------|--------------|------------|------------------|---|----------|
| Shelton Holliday | Bed K |  | E-RE | 34 | 6.75 | 4-way 26-30 | DOUBLE Brilliant red with ruffled edge | 2 f \$15 |
| Shotski | Red Barn 1 |  | M | 22 | 6 | 2-way 10-15 | Lemon chiffon with a dark violet halo and consistent, raised, | \$125 |
| Shroud of Turin | Bed 2 |  | M | 33 | 5 | 3-way 16-20 | Butter cream with fain rose halo, three way barbed appendages | 1 f \$25 |
| SI | Bed 9 |  | | | | | | 3 f \$10 |
| Signature Truffle | Bed H |  <small>The Daylily Society Cultivar Database www.daylilies.org</small> | EM-RE | 28 | 6 | | Blend of coral peach pink outlined in bright gold edge | 2 f \$15 |






| | | Bed | Flower | | Blooming Season | Plant Height | | Bloom Size | | Branch Bud Count | Flower Description | Price |
|--|--|-------|---|--|-----------------|--------------|--|------------|--|------------------|--|----------|
| | | Bed 1 |  | | M | 24 | | 8 | | | Extremely sculpted orange-bronze pleated cristate | 1 f \$35 |
| | | Bed 9 |  | | MLA | 24 | | 6.5 | | | FRAGRANT - DOUBLE Bright Rose Self | 2 f \$15 |
| | | Bed K |  | | MLA-RE | 32 | | 6 | | 4-way 26-30 | Near White | 1 f \$30 |
| | | Bed H |  | | E-RE | 27 | | 6.5 | | 3-way 20 | DOUBLE Burnt orange blend above a golden orange throat. | 2 f \$20 |





| | Bed | Flower | Blooming Season | Plant Height | Bloom Size | Branch Bud Count | Flower Description | Price |
|------------------------|------------|---|-----------------|--------------|------------|------------------|--|----------|
| Slightly Dysfunctional | Bed 1 |  | M | 28 | 4.5 | 4-way 18 | Ruffled, cream-peach with cherry red eye and matching cherry red edge over small yellow to green throat. | 2 f \$20 |
| Slipped My Disco | Red Barn 1 |  | M | 52 | 7 | | Medium rose lavender UFO with patterned eye | 2 f \$15 |
| SJ | Bed 2 |  | | | | | | 3 f \$10 |
| SL | Bed 9 |  | | | | | | 3 f \$10 |
| SM | Bed 6 |  | | | | | | 2 f \$15 |






| | Bed | Flower | Blooming Season | Plant Height | Bloom Size | Branch Bud Count | Flower Description | Price |
|----------------------|-------|---|-----------------|--------------|------------|------------------|---|----------|
| Small Sunshine | Bed N |  | | | | | | 4 f \$10 |
| SN | Bed 9 |  | | | | | | 2 f \$15 |
| Social Lion | Bed 4 |  | M-ML | 26 | 6 | 3-way 16-20 | SOCIAL LION is "yellow," but with a strong pink blush to help give the flower "color". It also has a very good gold edge. | 2 f \$20 |
| Solomon Olin Frazier | Bed O |  | E | 22 | 5 | | DOUBLE - Hot rose - peony type flower | 2f \$20 |






| | Bed | Flower | Blooming Season | Plant Height | Bloom Size | Branch Bud Count | Flower Description | Price |
|-------------------------------|------------|---|-----------------|--------------|------------|------------------|--|----------|
| Spacecoast Back in Black | Red Barn 1 |  | EM-RE | 32 | 5 | 5-way 36-40 | Kinnebrew-Gossard 2020 A deep purple that is nearly black with gold edge and a very green throat. | 1 f \$95 |
| Spacecoast Behavioral Pattern | Bed 1 |  | EE | 24 | 5.75 | 3-way 16-20 | Lavender purple blend with darker purple eye | 2 f \$15 |
| Spacecoast Modern Symetry | Bed 8 |  | EE-RE | 28 | 5.5 | 3-way 20 | Dark mauve with darker purple eye above patterned yellow throat. | 2 f \$20 |
| Spacecoast Shake Your Hips | Bed 1 |  | EM-RE | 41 | 7 | 6-way 36-40 | Dark pink with lighter pink watermark, golden yellow edge | 2 f \$40 |
| Spacecoast Thorny Devil | Bed 8 |  | EM-RE | 25 | 6.5 | 3-way 16-20 | Red with Gold and White Teeth | 2 f \$20 |





| | | Bed | Flower | | Blooming Season | Plant Height | Bloom Size | Branch Bud Count | Flower Description | Price |
|--|--|-------|---|--|-----------------|--------------|------------|------------------|---|----------|
| | | Bed 4 |  | | M | 27 | 5.5 | 3-way 20 | Spiced orange self above a yellow throat with a green heart. A very bold colored daylily that stands out in the garden. | 2 f \$20 |
| | | Bed 0 |  | | EM-RE | 29 | 9 | 3-way 16-20 | Rose with huge black-violet prismatic eye and large triangular green throat | 2 f \$25 |
| | | Bed 2 |  | | | | | | | 1 f \$15 |
| | | Bed 5 |  | | | | | |  | 2 f \$15 |






| | Bed | Flower | Blooming Season | Plant Height | Bloom Size | Branch Bud Count | Flower Description | Price |
|------------------|------------|---|-----------------|--------------|------------|------------------|---|----------|
| SS | Bed 8 |  | | | | | | 3 f \$10 |
| Star Gazer - EVF | Bed 10 |  | | | | | | 2 f \$15 |
| Stare Case | Red Barn 1 |  | M | 32 | 6.5 | 3-way 16-20 | Rich lavender pink with gigantic green throat | 2 f \$15 |
| State of The Art | Bed K |  | EM | 34 | 8 | 6-way 26-30 | Rich purple w/ green throat and yellow ruffled edge | 2 f \$30 |
| ST yellow | Bed 6 |  | | | | | | 3 f \$10 |






| | Bed | Flower | Blooming Season | Plant Height | Bloom Size | Branch Bud Count | Flower Description | Price |
|------------------------|--------|---|-----------------|--------------|------------|------------------|--|----------|
| Steely Danielle | Bed H |  | M | 28 | 5.75 | | Peach with thin purple picotee edge, multilayered pattern in lavender, purple, raspberry and metallic silver | 2 f \$15 |
| Stenciled Infusion | Bed I |  | EM-RE | 30 | 6.25 | 8-way 40 | Cream base, multi-patterned eye, lilac, raspberry, green, double edge matches eye zone, large green throat | 2 f \$20 |
| Strawberry Fluff - EVF | Bed D |  | | | | | | 3 f \$15 |
| Strawberry Lime - EVF | Bed 10 |  | | | | | | 3 f \$10 |




| | Bed | Flower | Blooming Season | Plant Height | Bloom Size | Branch Bud Count | Flower Description | Price |
|--------------------|------------|---|-----------------|--------------|------------|------------------|---|----------|
| Summer Starr - EVF | Bed E |  | | 39 | 5 | | Yellow/green halo - Dark purple/light lavender | 3 f \$15 |
| Sunny Blue Eyes | Bed 3 |  | M-RE | 33 | 5.5 | 4-way 21-25 | Light yellow with a complex, multi-toned pattern maroon to bluish purple eye above a green throat | 1 f \$25 |
| Sunscreen | Bed 12 |  | EM-RE | 30 | 5.75 | | Deep on fire orange with a triangular center | 2 f \$20 |
| Sunset Riviera | Red Barn 1 |  | EM-RE | 40 | 6.5 | 7-way 45 | Yellow cream with lavender purple eye outlined in dark purple raspberry with veining over eye, above orange, green throat, purple and raspberry double edge | 2 f \$25 |
| SW | Bed 7 |  | | | | | | 3 f \$10 |







| | Bed | Flower | Blooming Season | Plant Height | Bloom Size | Branch Bud Count | Flower Description | Price |
|----------------------------|------------------------------------|---|-----------------|--------------|------------|------------------|---|----------|
| SZ | Bed 8 in 2 places Bed 2 with YE |  | | | | | | 3 f \$15 |
| Tequila Salt and Lime -EVF | Bed D |  | | | | | | 2 f \$15 |
| Thanks for LAST Night | Bed I |  | M | 30 | 4.75 | 4-way 16-20 | DOUBLE Lavender plum double with raised midribs, double edge | 2 f \$25 |
| The Band Played On | Bed H |  | EE | 25 | 5.5 | 3-way 21-25 | orchid rose with black eye and edge above green throat | 2 f \$15 |
| The Cost of Freedom | Bed 5 |  | EM | 34 | 6.25 | 3-way 30+ | FRAGRANT deep wine rose velvet, with a gold green ruffled edge | 1 f \$25 |




| | Bed | Flower | Blooming Season | Plant Height | Bloom Size | Branch Bud Count | Flower Description | Price |
|------------------------|------------|---|-----------------|--------------|------------|------------------|---|----------|
| The Dark Side | Patio Area |  | EM-RE | 30 | 6.5 | 7-way 36-40 | cream white base, black purple eye and edge | 2 f \$25 |
| The Heart of Christmas | Bed I |  | M-RE | 30 | 6.25 | 3-way 21-25 | Red self with huge overflowing throat - green hues taking up to 70% of flower | 2 f \$15 |
| The Orthodontist | Bed 3 |  | MLA-RE | 28 | 6.5 | 4-way 21-25 | Rose pink bitone w lighter pink sepals, small lighter watermark, heavy edge with yellow green teeth | 1 f \$25 |
| There's My Girl | Bed L |  | EM-RE | 37 | 7.5 | 5-way 36-40 | Vibrant coral with a light coral watermark and extended orange yellow throat. | 2 f \$20 |





| | Bed | Flower | Blooming Season | Plant Height | Bloom Size | Branch Bud Count | Flower Description | Price |
|----------------------|------------|---|-----------------|--------------|------------|------------------|---|----------|
| Thistle Pink Truffle | Bed 4 |  | EE | 28 | 5 | 3-way 21 | DOUBLE Lavender-pink, punctuated by a medium orchid halo above the yellow to green throat | 2 f \$25 |
| Tigrillo Afternoon | Red Barn 1 |  | MLA | 45 | 6 | | Blush salmon pink with a large glowing saffron watermark and delicate violet midribs | 1 f \$75 |
| Top Guns Molten Lava | Bed 9 |  | M-RE | 34 | 6 | 6-way 24 | DOUBLE - UFO Blood Red Self above Green Throat | 2 f \$15 |
| Top of Line | Red Barn 1 |  | E | 36 | 6 | 4-way 21-25 | DOUBLE Pink and rose red green to yellow throat | 2 f \$15 |
| Torquay | Bed J |  | M-RE | 32 | 6 | 4-way 24 | FRAGRANG - DOUBLE Ruffled bright golden yellow above green throat. | 1 f \$25 |






| | Bed | Flower | Blooming Season | Plant Height | Bloom Size | Branch Bud Count | Flower Description | Price |
|------------------|-------|---|-----------------|--------------|------------|------------------|---|----------|
| Treasure of Love | Bed 4 |  | M | 26 | 6.25 | 3-way 21-25 | lavender rose blend with green throat | 2 f \$20 |
| Tropical Nights | Bed K |  | EM-RE | 34 | 6 | 5-way 40 | FRAGRANT Purple with lavender watermark above green throat | 1 f \$15 |
| Tropical Romance | Bed 4 |  | EM-RE | 25 | 5.25 | 3-way 16-20 | This beautiful pink has an orange eye and edge with a green throat. | 2 f \$25 |
| Truffle Fluff | Bed K |  | M-RE | 33 | 6 | 3-way 11 | FRAGRANT-DOUBLE Near white, pastel cream, yellow, pastel peach blend above small yellow to green throat ruffled diamond dusted | 2 f \$20 |
| Truffle Heritage | Bed 4 |  | M-RE | 30 | 6 | 3-way 18 | DOUBLE Peachy tangerine self over yellow to green throat. | 2 f \$30 |





| | Bed | Flower | Blooming Season | Plant Height | Bloom Size | Branch Bud Count | Flower Description | Price |
|--------------------|-------|---|-----------------|--------------|------------|------------------|---|----------|
| Truffle Mania | Bed 4 |  | M-RE | 30 | 6.75 | 4-way 24 | DOUBLE Yellow overlaid salmon rouge almond with gold edge above green throat. | 2 f \$20 |
| Truffle Unknown | Bed 4 |  | | | | | | 2 f \$15 |
| Tuti Fruti Truffle | Bed 4 |  | VL | 30 | 6.5 | 4-way 27 | DOUBLE Pink apricot rose peach blend with rose halo above yellow to green throat. | 2 f \$25 |
| TV2 | Bed 8 | picture required | | | | | | TBD |






| | Bed | Flower | Blooming Season | Plant Height | Bloom Size | Branch Bud Count | Flower Description | Price |
|------------------|------------|---|-----------------|--------------|------------|------------------|---|----------|
| Twice As Nice | Red Barn 2 |  | VL-RE | 26 | 5 | 5-way 20 | DOUBLE _ FRAGRANT Lavender pink blend with bold purple eye and edge above yellow green throat. | 2 f \$20 |
| Two by Two - EVF | Bed 5 |  | | | | |  | 2 f \$15 |
| UA | Bed 10 |  | | | | | | 2 f \$10 |
| UB | Bed 10 |  | | | | | | 3 f \$10 |
| UC | Bed 10 |  | | | | | | 3 f \$10 |









| | Bed | Flower | Blooming Season | Plant Height | Bloom Size | Branch Bud Count | Flower Description | Price |
|------------------------------|------------|---|-----------------|--------------|------------|------------------|--|----------|
| Unknown | Bed 8 | Require's picture 2024 | | | | | | 2 f \$15 |
| Unknown TS from side of shop | Bed O | Require's picture 2024 | | | | | | 2 f \$10 |
| Unknown Soldier | Bed 7 |  | M | 25 | 5 | 3-way 16-20 | Purple self with barbed appendages | 1 f \$75 |
| Valerie Reese | Bed 4 |  | M | 29 | 6.5 | 4-way 22 | FRAGRANT The cream yellow blooms of VALERIE REESE have a small olive green heart and an elaborately ruffled gold edge. | 2 f \$20 |
| Velocity | Red Barn 1 |  | EM-RE | 34 | 7 | 3-way 10-15 | Peach orange, multicolored eye, gold to green throat | 2 f \$20 |






| | Bed | Flower | Blooming Season | Plant Height | Bloom Size | Branch Bud Count | Flower Description | Price |
|----------------------|-------|---|-----------------|--------------|------------|------------------|--|----------|
| Velvet Manners | Bed K |  | M | 34 | 6 | 4-way 21-25 | Rich red with patterned eye | 2 f \$20 |
| Verdant Sweet | Bed 8 |  | EE-RE | 32 | 7.5 | 4-way 30 | Near white with green throat and ruffled edge. | 2 f \$15 |
| Violet Stained Glass | Bed 4 |  | EM-RE | 36 | 6.25 | 5-way 30 | FRAGRANT Violet eye and edge on warm cream base - the eye extends onto the sepals. | 2 f \$25 |
| Virginia Mae - EVF | Bed D |  | | 34 | 5 | | Lime green throat - Yellow/Rose ruffled | 3 f \$10 |





| | Bed | Flower | Blooming Season | Plant Height | Bloom Size | Branch Bud Count | Flower Description | Price |
|-------------------------|----------------|---|-----------------|--------------|------------|------------------|--|----------|
| Viva Glam Girl | Red Barn 1 |  | EM-RE | 31 | 7.5 | 5-way 21-25 | DOUBLE 95% Unusual form, crispate, salmon cream pink with pink eye and partial picotee, edge can show small serrated teeth | 2 f \$20 |
| Waggle Dance | Bed 4 |  | M | 39 | 5.25 | 4-way 21-25 | Lavender with darker lavender halo, double edge of dark lavender and gold applique eyezone | 2 f \$20 |
| Wallingford Bling Bling | Bed 12 |  | M | 34 | 5.75 | 3-way 18 | Cream-peach blend with very ruffled sculpted yellow edge. Fertile both ways. The extreme ruffling is not always there, but is quite dramatic when it is | 2 f \$30 |
| Watermelon Summer | Bed J Bed 3 |  | M-RE | 32 | 6 | 3-way 26-30 | Watermelon pink with big cream yellow watermark and yellow ruffled edge | 2 f \$30 |
| Webster's Pink Wonder | Bed K |  | M | 34 | 13 | 3-way 8-10 | UFO pink self above green throat | 2 f \$15 |







| | | Bed | Flower | Blooming Season | Plant Height | Bloom Size | Branch Bud Count | Flower Description | Price |
|-------------------|--|-------|---|-----------------|--------------|------------|------------------|--|----------|
| When Royals Dream | | Bed 9 |  | EM-RE | 37 | 6.25 | 5-way 31-35 | Royal purple with chartreuse bubbly edge | 2 f \$30 |
| Whirling White | | Bed L |  | EM-RE | 40 | 7 | 9-way 46 | Pure white with a slight hint of pink, flat face with heavy ruffled edge | 1 f \$30 |
| White Ambrosia | | Bed J |  | E-RE | 31 | 6.25 | 3-way 16-20 | Ivory self with green throat | 1 f \$25 |
| Whitney Suzanne | | Bed 4 |  | M-RE | 28 | 7 | | DOUBLE Rose copper with wine eyezone and green throat. Diploid Double. | 2 f \$20 |



| | Bed | Flower | Blooming Season | Plant Height | Bloom Size | Branch Bud Count | Flower Description | Price |
|----------------------|------------|---|-----------------|--------------|------------|------------------|--|----------|
| Wild Child - EVF | Bed 11 |  | | | | | | 2 f \$15 |
| Wild Watercolor | Bed 7 |  | MRE | 28 | 6 | 4-way 26-30 | Yellow with huge multicolored patterned eye of violet, plum purple, lavender and charcoa | 1 f \$25 |
| Winter Rainbow | Patio Area |  | EM-RE | 32 | 5.5 | 4-way 25-30 | lavender with dark lavender eye and watermark, lavender silver edging, green throat | 2 f \$25 |
| Witch King of Angmar | Patio Area |  | ML | 36 | 6 | 4-6 way 24 | Maroon moves into red area before going to a yellow to green over yellow throat | 2 f \$40 |
| Woman Scorned | Bed 2 |  | MLA-RE | 37 | 8.25 | 3-way 20 | Scarlet red self above gold throat. | 2 f \$10 |

| | Bed | Flower | Blooming Season | Plant Height | Bloom Size | Branch Bud Count | Flower Description | Price |
|-----------------|-------------------------|---|-----------------|--------------|------------|------------------|---|--------------------|
| YB | Bed 2 |  | | | | | | 2 f \$15 |
| YC | Bed 2 |  | | | | | Tall and Late | 2 f \$10 |
| YD | Bed 10 |  | | | | |  | 2 f \$10 |
| YE and SZ mixed | Bed 2 Row 8 mixed |  | | | | |  | S Z 3 f \$15 |
| YF | Bed 7 |  | | | | |  | 3 f \$10 |




| | Bed | Flower | Blooming Season | Plant Height | Bloom Size | Branch Bud Count | Flower Description | Price |
|----------------|--------|---|-----------------|--------------|------------|------------------|---|----------|
| YU | Bed 4 |  | | | | | | 2 f \$15 |
| YX | Bed 4 |  | | | | | | 2 f \$10 |
| YY | Bed 11 |  | | | | | | 2 f \$15 |
| Zen Mediation | Bed 3 |  | EM-RE | 20 | 4 | | FRAGRANT Yellow Chart Heart Cream Lavendar Self | 3 f \$10 |
| Ziggy Stardust | Bed 3 |  | MLA RE | 30 | 6 | 3-way 21-25 | Vanilla with rose eye and border, yellow toothy edge | 1 f \$30 |





| | Bed | Flower | Blooming Season | Plant Height | Bloom Size | Branch Bud Count | Flower Description | Price |
|------------|------------|---|-----------------|--------------|------------|------------------|--|----------|
| ZUB | Bed 3 |  | M LA | 28 | 5 | 3-way 10-15 | Salmon Red with teeth and an orange throat | 1 f \$30 |
| Unknown | patio area |  | | | | | | 3 f \$15 |
| Unknown 4 | |  | | | | | LATE | 3 f \$10 |
| Unknown 10 | Bed 11 |  | | | | | | 2 f \$15 |




| | Bed | Flower | Blooming Season | Plant Height | Bloom Size | Branch Bud Count | Flower Description | Price |
|---------------------------------|-----------------|---|-----------------|--------------|------------|------------------|---|----------|
| Unknown 12 mix white/apricot | Bed 6 |  | | | | | | 3 f \$10 |
| Unknown 13 | Bed 10 front |  | | | | | | 3 f \$10 |
| Unknown Oak 1 | Bed 9 |  | | | | | | 2 f \$10 |
| Unknown Oak 2 | Bed 10 |  | | | | | | 2 f \$10 |
| Unknown Oak 3 | Bed 10 |  | | | | |  | 2 f \$15 |

| | Bed | Flower | Blooming Season | Plant Height | Bloom Size | Branch Bud Count | Flower Description | Price |
|---------------|------------|---|-----------------|--------------|------------|------------------|--|----------|
| Unknown Oak 4 | Bed 10 |  | E-RE | 28 | 7 | | FRAGRANT - DOUBLE Orchid Cream w/ Plum Eye and Edge | 2 f \$15 |
| Unknown Nan | Bed 3 |  | | | | | | 1 f \$15 |
| Unknown TC | Patio Area | Require's picture 2024 | | | | | from friend in Wallingford | TBD |
| Unknown TD | Patio Area | Require's picture 2024 | | | | | from friend in Wallingford | TBD |

| | Bed | Flower | Blooming Season | Plant Height | Bloom Size | Branch Bud Count | Flower Description | Price |
|------------------|-------|------------------------|-----------------|--------------|------------|------------------|--------------------|-------|
| Unknown TE | Bed N | Require's picture 2024 | | | | | | TBD |
| Unknown TF - EVF | Bed M | Require's picture 2024 | | | | | | TBD |
| Unknown TG - EVF | Bed N | Require's picture 2024 | | | | | | TBD |
| Unknown TH - EVF | Bed M | Require's picture 2024 | | | | | | TBD |
| Unknown TI - EVF | Bed M | Require's picture 2024 | | | | | | TBD |

| | Bed | Flower | Blooming Season | Plant Height | Bloom Size | Branch Bud Count | Flower Description | Price |
|---------------------|-------|---|-----------------|--------------|------------|------------------|---|----------|
| Unknown TN - EVF | Bed M | Require's picture 2024 | | | | | | TBD |
| Unknown TO - EVF | Bed N | Require's picture 2024 | | | | | | TBD |
| Unknown TP - EVF | Bed N | Require's picture 2024 | | | | | | TBD |
| Unknown 22 mix w/EU | Bed 7 |  | | | | | Mixture  | 3 f \$10 |
| Unknown 23 | Bed 7 |  | | | | | | 3 f \$10 |

| | Bed | Flower | Blooming Season | Plant Height | Bloom Size | Branch Bud Count | Flower Description | Price |
|------------|----------------------------|---|-----------------|--------------|------------|------------------|--------------------|-----------|
| Unknown 24 | Bed 1 |  | | | | | | 3 f \$10 |
| Unknown 26 | Bed 3 R side 1/2 row |  | | | | | | 2 f \$15 |
| 306 | Bed 8 |  | | | | | | 10 f \$10 |
| 307 | Bed 9 |  | | | | | | 3 f \$10 |

| | Bed | Flower | Blooming Season | Plant Height | Bloom Size | Branch Bud Count | Flower Description | Price |
|-----------|--------|---|-----------------|--------------|------------|------------------|--------------------|----------|
| 325 | Bed 9 |  | | | | | | 3 f \$10 |
| 330 | Bed 9 |  | | | | | | 3 f \$10 |
| 331 - EVF | Bed N |  | | | | | | 2 f \$15 |
| 453 - EVF | Bed 5 | picture required | | | | | | TBD |
| 458 - EVF | Bed 10 | picture required | | | | | | |

| | | Bed | Flower | | Blooming Season | | Plant Height | | Bloom Size | | Branch Bud Count | Flower Description | Price |
|-----------|--|-------|------------------|--|-----------------|--|--------------|--|------------|--|------------------|--------------------|-------|
| | | | | | | | | | | | | | |
| 895 - EVF | | Bed 8 | picture required | | | | | | | | | | TBD |
| | | | | | | | | | | | | | |
| 896 - EVF | | Bed 8 | picture required | | | | | | | | | | TBD |
| | | | | | | | | | | | | | |
| 897- EVF | | Bed 8 | picture required | | | | | | | | | | TBD |
| | | | | | | | | | | | | | |
| 898 - EVF | | Bed 8 | picture required | | | | | | | | | | TBD |
| | | | | | | | | | | | | | |

E - Early
M-Mid
L-Late
RE-
Rebloom